

PC- SCAN 7000 V9

Sistema de Diagnóstico Veicular

ÍNDICE

• Veículos Leves e Utilitários

2



• Veículos Pesados

51



• Motos

63



PC- SCAN 7000 V9

Sistema de Diagnóstico Veicular

ÍNDICE LEVES E UTILITÁRIOS

• ALFA ROMEO	3
• AUDI	3
• BMW	6
• CHAMONIX	9
• CHERY	9
• CHRYSLER	9
• CITROËN	10
• CNAUTO	12
• DACIA	12
• DAEWOO	12
• DODGE	13
• EFFA	13
• FIAT	13
• FORD	19
• GM / OPEL	21
• HAFEI	25
• HOLDEN	26
• HONDA	26
• HYUNDAI	27
• JAC	28
• JAGUAR	29
• JEEP	29
• KIA	30
• LANCIA	31
• LAND ROVER	31
• LIFAN	31
• LEXUS	31
• MAZDA	32
• MERCEDES-BENZ	32
• MINI	32
• MITSUBISHI	33
• NISSAN	34
• PEUGEOT	35
• RENAULT	38
• SEAT	40
• SHINERAY	41
• SKODA	41
• SMART	42
• SSANGYOUNG	42
• SUBARU	43
• SUZUKI	43
• TOYOTA	43
• TROLLER	44
• VOLVO	45
• VOLKSWAGEN	45
• CABOS	65
• LOCALIZAÇÃO DOS CONECTORES	66

ALFA ROMEO

Modelos	Sistema	Ano	Conector	Posição	Scanner
Sistema de Injeção Otto / Sistema de Inyección Otto					
145 1.4 16V T.S.	Motronic M1.5.5	98 – 99	OBD + FIAT	K	7000
145 1.6 16V T.S.	Motronic M1.5.5	98 – 99	OBD + FIAT	K	7000
145 1.8 16V	Motronic M2.10.4	96 – 99	OBD + FIAT	L	7000
145 1.8 16V T.S.	Motronic M1.5.5	98 – 99	OBD + FIAT	K	7000
145 2.0 16V T.S.	Motronic M2.10.3	93 – 96	OBD + FIAT	K / L	7000
145 2.0 16V T.S.	Motronic M2.10.4	96 – 99	OBD + FIAT	L	7000
145 2.0 16V T.S.	Motronic M1.5.5	98 – 99	OBD + FIAT	K	7000
146 1.4 16V T.S.	Motronic M1.5.5	98 – 99	OBD + FIAT	K	7000
146 1.6 16V T.S.	Motronic M1.5.5	98 – 99	OBD + FIAT	K	7000
146 1.8 16V	Motronic M2.10.4	96 – 98	OBD + FIAT	L	7000
146 1.8 16V T.S.	Motronic M1.5.5	98 – 99	OBD + FIAT	K	7000
146 2.0 16V	Motronic M2.10.4	96 – 99	OBD + FIAT	L	7000
146 2.0 16 V T.S.	Motronic M1.5.5	98 – 99	OBD + FIAT	K	7000
155 1.8 T.S.	Motronic M1.7	92 – 97	OBD + FIAT	L	7000
155 1.8 16V	Motronic M2.10.4	95 – 98	OBD + FIAT	G / L	7000
155 2.0 T.S.	Motronic M1.7	92 – 97	OBD + FIAT	L	7000
155 2.0 16V T.S. BR	Motronic M2.10.3	93 – 97	OBD + FIAT	G	7000
155 2.0 16V	Motronic M2.10.4	95 – 99	OBD + FIAT	G / L	7000
164 2.0 16V T.S.	Motronic M1.7	92 – 99	OBD + FIAT	G	7000
164 3.0 V6 12V	Motronic M1.7	92 – 99	OBD + FIAT	G	7000
164 3.0 V6 24V	Motronic M1.7	93 – 99	OBD + FIAT	G	7000
156 1.6 16V T.S.	Motronic M1.5.5	98 – 99	OBD	B	7000
156 1.8 16V T.S.	Motronic M1.5.5	97 – 99	OBD	B	7000
156 2.0 16V T.S.	Motronic M1.5.5	97 – 99	OBD	B	7000
166 2.0 16V T.S.	Motronic M1.5.5	98 – 00	OBD	B	7000
GTV 1.8 16V T.S.	Motronic M1.5.5	98 – 99	OBD + FIAT	K	7000
GTV 2.0 16V T.S.	Motronic M1.5.5	98 – 99	OBD + FIAT	K	7000
Spider 1.8 16V T.S.	Motronic M1.5.5	98 – 99	OBD + FIAT	K	7000
Spider 2.0 16V T.S.	Motronic M1.5.5	98 – 99	OBD + FIAT	K	7000

Sistema de Injeção Diesel / Sistema de Inyección Diesel

145 1.9 JTD	Bosch EDC-15C	98 – 99	OBD + FIAT	K	7000
146 1.9 JTD	Bosch EDC-15C	98 – 99	OBD + FIAT	K	7000
147 1.9 JTD	Bosch EDC-15C7	00 >	OBD	B	7000
156 1.9 JTD	Bosch EDC-15C	97 – 00	OBD	B	7000
156 1.9 JTD	Bosch EDC-15C7	00 >	OBD	B	7000
156 2.4 JTD	Bosch EDC-15C	97 – 00	OBD	B	7000
156 2.4 JTD	Bosch EDC-15C7	00 >	OBD	B	7000
166 2.4 JTD	Bosch EDC-15C	98 – 00	OBD	B	7000
166 2.4 JTD	Bosch EDC-15C7	00 >	OBD	B	7000

Sistema de Air bag

145	TRW2 /TRW MY97	93 – 99	OBD + FIAT	Q	7000
146	TRW2 /TRW MY97	93 – 99	OBD + FIAT	Q	7000
155	TRW MY97	95 – 97	OBD + FIAT	Q	7000
156	Allied Signal / Allied MY97	93 >	OBD	B	7000
164	Siemens / 1 Carga / 3 Cargas	92 – 99	OBD + FIAT	H	7000
166	Allied MY97	00 >	OBD	B	7000
GTV	TRW2 /TRW MY97	98 – 99	OBD + FIAT	Q	7000
Spider	TRW2 /TRW MY97	98 – 99	OBD + FIAT	Q	7000

Sistema de ABS

145	Bosch 2E/5.3	94 – 98	OBD + FIAT	M	7000
146	Bosch 2E/5.3	94 – 96	OBD + FIAT	M	7000
147	Bosch 5.7	01 >	OBD	B	7000
155	Bosch 2E/5.3	92 – 98	OBD + FIAT	M	7000
156	Bosch 5.3/5.3TC/5.7	98 >	OBD	B	7000
164	Bosch 2Si/5.3	92 – 99	OBD + FIAT	N	7000
166	Bosch 5.3/5.3TC/5.7	98 >	OBD	B	7000
GTV	Bosch 2E/5.3	98 – 99	OBD + FIAT	M	7000
Spider	Bosch 2E/5.3	98 – 99	OBD + FIAT	M	7000

AUDI

Modelos	Sistema	Ano	Conector	Posição	Scanner
Sistema de Injeção Otto / Sistema de Inyección Otto					
80 1.6 (ABM)	Mono Motr. MA1.2.3	92 – 93	OBD + AUDI	M	7000
80 1.6 (ADA)	Hitachi MPI	93 – 96	OBD + AUDI	M	7000
80 2.0 (ABT)	Mono Motr. MA1.2.3	91 – 95	OBD + AUDI	M	7000
80 2.0 (ABK/ADW)	Bosch Digifant	91 – 94	OBD + AUDI	M	7000
80 2.2 S2 (ABY)	Motronic M2.3.2	93 – 96	OBD + AUDI	M	7000
80 2.6 V6 (ABC/ACZ)	Hella MPFI	92 – 96	OBD + AUDI	M	7000
80 2.8 V6 (AAH)	Hitachi MPI	91 – 96	OBD + AUDI	M	7000
100 2.0 (AAE)	Mono Motr. MA1.2.3	90 – 94	OBD + AUDI	M	7000
100 2.0 (ABK/ADW)	Bosch Digifant	91 – 95	OBD + AUDI	M	7000
100 2.2 S4 (AAN)	Motronic M2.3.2	91 – 96	OBD + AUDI	M	7000
100 2.6 V6 (ABC/ACZ)	Hella MPFI	92 – 96	OBD + AUDI	M	7000
100 2.8 V6 (AAH)	Hitachi MPI	90 – 94	OBD + AUDI	M	7000
100 4.2 S4 (ABH)	Motronic M2.4.1	92 – 94	OBD + AUDI	M	7000

Modelos	Sistema	Ano	Conector	Posição	Scanner
Sistema de Injeção Otto / Sistema de Inyección Otto					
A1 1.4 TFSi	Bosch MED17.5.25	14 >	OBD	B	7000
A2 1.4 16V (AUA)	Bosch MED17.5.2	08 >	OBD	B	7000
A3 1.4 TFSI	Marelli IAW-4LV	00 >	OBD	E	7000
A3 1.4 TFSI (G3/8V) Gasolina	Bosch 17.5.21	13 -15	OBD	B	7000
A3 1.4 TFSi	Bosch MED17.5.25	14 >	OBD	B	7000
A3 1.4 TFSI (G3/8V) Flex	Bosch 17.5.21	16 >	OBD	B	7000
A3 1.6 16V (AEH/AKL)	Siemens SIMOS	96 - 02	OBD	E	7000
A3 1.6 16V (APF)	Siemens SIMOS 3.3	98 - 01	OBD	E	7000
A3 1.6 FSI	MED9.5.10	03 - 07	OBD	E	7000
A3 1.8 20V (AGN)	Motronic M3.8.5	96 - 02	OBD	E	7000
A3 1.8 20V (APG)	Motronic M7.5	98 >	OBD	E	7000
A3 1.8 Turbo (AGU)	Motronic M3.8.5	96 - 02	OBD	E	7000
A3 1.8 Turbo (AJQ/AQARZ)	Motronic ME7.5	98 >	OBD	E	7000
A3 1.8 Turbo (APP)	Motronic ME7.5.10	98 >	OBD	E	7000
A3 1.8 TFSI (G3/8V)	Simos 12.1	13 >	OBD	B	7000
A3 2.0 FSI	MED9.5.10	03 - 09	OBD	E	7000
A3 2.0 TFSI (G3/8V)	Continental Simos 18.1	13 >	OBD	B	7000
A4 1.6 16V (ADP)	Motronic M3.2	94 - 97	OBD	F	7000
A4 1.6 16V (AHL/ARM)	Siemens SIMOS	95 - 99	OBD	F	7000
A4 1.8 20V (ADR)	Motronic M3.2.1	94 - 99	OBD	F	7000
A4 1.8 20V (APT)	Motronic M7.5	98 - 01	OBD	F	7000
A4 1.8 20V (TSi)	Motronic ME7.5	98 >	OBD	F	7000
A4 1.8 Turbo (AEB/AJL)	Motronic ME7	01 >	OBD	F	7000
A4 1.8 Turbo (ANB/ARK)	Bosch MED9.1	05 - 09	OBD	F	7000
A4 2.0 20V (AWA)	Bosch MED17.5	05 - 07	OBD	F	7000
A4 2.0 20V (TSi)	Motronic M3.8.2	97 - 00	OBD	F	7000
A4 2.0 TFSI	Motronic ME7.1	98 - 01	OBD	F	7000
A4 2.0 TFSI (B8)	Bosch 17.1 UDS	09 - 13	OBD	B	7000
A4 2.4 (AGA/JG/ALF)	Hella MPFI	94 - 98	OBD ou OBD+AUDI	M / F	7000
A4 2.4 (APS)	Bosch Motronic	99 >	OBD	F	7000
A4 2.6 V6 (ABC/ACZ)	Hitachi MPI	94 - 97	OBD ou OBD+AUDI	M / F	7000
A4 2.7 Turbo (AGB)	Motronic M3.8.2	95 - 98	OBD	F	7000
A4 2.8 V6 (AAH)	Bosch Motronic	98 >	OBD	F	7000
A4 2.8 V6 (ACK/ALG)	Bosch Motronic	01 >	OBD	F	7000
A4 2.8 V6 (AMX/APR/AQD)	Motronic M3.2.1	95 - 98	OBD ou OBD+AUDI	M / A	7000
A4 3.0 V6 (BBJ)	Motronic M3.8.2	98 >	OBD	A	7000
A5 2.0 TFSI (8T)	Bosch 17.1 UDS	12 - 13	OBD	B	7000
A6 1.8 20V (ADR)	Motronic ME7.5	99 >	OBD	A	7000
A6 1.8 20V (AJP)	Motronic M3.8.2	97 >	OBD	A	7000
A6 1.8 20V (ARH)	Motronic ME7.5	99 >	OBD	A	7000
A6 1.8 Turbo (AEB/AJL)	Mono Motr. MA1.2.3	94 - 98	OBD ou OBD+AUDI	M / A	7000
A6 1.8 Turbo (ANB/ARK)	Bosch Digifant	94 - 96	OBD ou OBD+AUDI	M / A	7000
A6 2.0 16V (AAE)	Bosch MED9.1	06 >	OBD	A	7000
A6 2.0 16V (ABK/ADW)	Motronic M3.8.2	97 >	OBD	A	7000
A6 2.0 TFSI	Motronic ME7.1	98 >	OBD	A	7000
A6 2.0 TFSI (C7/4G)	Bosch 17.1 UDS	12 - 14	OBD	B	7000
A6 2.4 V6 (AGA/JG/ALF...)	Hella MPFI	94 - 98	OBD ou OBD+AUDI	M / A	7000
A6 2.4 V6 (APS/APZ)	Motronic ME7.1	99 >	OBD	A	7000
A6 2.6 V6 (ABC/ACZ)	Hitachi MPI	94 - 98	OBD ou OBD+AUDI	M / A	7000
A6 2.7 Biturbo (AJK)	Motronic M3.8.2	95 >	OBD	A	7000
A6 2.8 V6 (AAH/AEJ)	Motronic ME7.1	99 - 01	OBD	A	7000
A6 2.8 V6 (ACK/ALG)	Hitachi MPI	94 - 96	OBD ou OBD+AUDI	M / E	7000
A6 4.2 V8 (ARS)	Motronic M3.8.2	95 - 99	OBD	E	7000
A8 2.8 V6 (AAH/AEJ)	Bosch Motronic	95 - 99	OBD	F	7000
A8 2.8 V6 (ACK/ALG)	Bosch Motronic	94 - 98	OBD ou OBD+AUDI	M / F	7000
A8 3.7 V8 (AEW)	Motronic ME7.1.1	01 >	OBD	F	7000
A8 4.2 V8 (ABZ)	Motronic M3.2.1	97 - 01	OBD	F	7000
A8 6.0 V6 (ABZ)	Bosch Digifant	93 - 99	OBD ou OBD+AUDI	M / F	7000
Cabrio 1.8 20V (ADR)	Hella MPFI	94 - 01	OBD ou OBD+AUDI	M / F	7000
Cabrio 2.0 16V (ABK)	Hitachi MPI	94 - 96	OBD ou OBD+AUDI	M / F	7000
Cabrio 2.6 V6 (ABC/ACZ)	Bosch Digifant	91 - 95	OBD ou OBD+AUDI	M / B	7000
Cabrio 2.8 V6 (AAH)	Motronic M2.3.2	94 - 96	OBD ou OBD+AUDI	M / B	7000
Coupé 2.0 16V (ABK)	Hella MPFI	92 - 96	OBD ou OBD+AUDI	M / B	7000
Coupé 2.2 S2 (ABY)	Hitachi MPI	94 - 96	OBD ou OBD+AUDI	M / B	7000
Coupé 2.6 V6 (ABC)	Bosch MED17.1	10 >	OBD	B	7000
Coupé 2.8 V6 (AAH)	Motronic M2.3.2	94 - 97	OBD ou OBD+AUDI	M / B	7000
Q3 1.4 TFSI (8U) Gasolina	Bosch 17.5.21	15 - 17	OBD	B	7000
Q3 1.4 TFSI (8U) Flex	Bosch 17.5.21	17 >	OBD	B	7000
Q3 2.0 TFSI (8U)	Continental Simos 18.2	12 >	OBD	B	7000
Q5 2.0 TFSI	Bosch 17.1 UDS	10 >	OBD	B	7000
S6 2.2 Turbo (AAN)	Motronic ME7.5.10	98 >	OBD	E	7000
TT 1.8 Turbo (AJQ)	Bosch MED9.1	06 - 10	OBD	E	7000
TT 1.8 Turbo (APP)	Bosch MED17.5	08 >	OBD	F	7000
TT 2.0 TFSI	Motronic M3.8.2	95 - 00	OBD	F	7000

Sistema de Injeção Diesel / Sistema de Inyección Diesel

A3 1.9 TDI (AGR)	Bosch EDC/EDC-15V	96 - 01	OBD	E	7000
A3 1.9 TDI (AJM/ANU/ASZ)	Bosch EDC/EDC-15P	98 >	OBD	E	7000
A4 1.9 DI (AFF)	Bosch EDC	96 - 01	OBD	F	7000
A4 1.9 TDI (1Z/AFN/AHH/AHU)	Bosch EDC	94 >	OBD ou OBD+AUDI	M / F	7000
A4 1.9 TDI (AJM/AVG)	Bosch EDC-15P	98 >	OBD	F	7000
A4 2.5 TDI V6 (AFB/AKE)	Bosch EDC	97 >	OBD	F	7000

Modelos	Sistema	Ano	Conector	Posição	Scanner
---------	---------	-----	----------	---------	---------

Sistema de Injeção Diesel / Sistema de Inyección Diesel

A6 2.5 TDI V6 (AFB/AKE)	Bosch EDC	98 >	OBD	E	7000
A8 2.5 TDI V6 (AFB/AKE)	Bosch EDC	97 >	OBD	F	7000
Cabrio 1.9 TDI (1Z/AHU)	Bosch EDC	95 >	OBD	F	7000

Sistema EPB (Electro-Mechanical Parking Brake) - Freio de Estacionamento

A4/S4/RS4/Cabriolet (8K)	EPB	08 >	OBD	F / B	7000
A5/S5 (8T)	EPB	07 >	OBD	F / B	7000
Q5 (8R)	EPB	08 >	OBD	B	7000
A6/S6/RS6/Allroad (4F/FB)	EPB	< 11	OBD	F / B	7000
A6 (4G/4H)	EPB	11 >	OBD	B	7000
A8/S8 (4E)	EPB	< 09	OBD	F / B	7000
A8/S8 (4H)	EPB	09 >	OBD	B	7000

IMOBILIZADOR Leitura da senha de programação do imobilizador

A3	Painel Jaeger MM4	00 >	OBD	E	7000
A4	Painel VDO	97 – 98	OBD	F	7000
A6	Painel VDO	97 – 98	OBD	F	7000

AIR BAG Apagar a memória interna de Colisão e falhas

A4/A6/A8 (8A0-959-655 B)	Air Bag V Bosch	–	OBD	F	7000
A4/A6/A8 (8A0-959-655 C)	Air Bag V Bosch	–	OBD	F	7000
A4/A6/A8 (8A0-959-655 K)	Air Bag V Bosch	–	OBD	F	7000

Sistema AIR BAG

80	Air Bag	92 >	OBD	M	7000
100	Air Bag	90 >	OBD + AUDI	M	7000
A1	VW 20	14 >	OBD	B	7000
A3	VW 20	14 >	OBD	E	7000
A3	VW 10	03 >	OBD	E	7000
A3	VW 8	03 >	OBD	E	7000
A3	Air Bag	96 >	OBD	E	7000
A3	VW20	13 >	OBD	B	7000
A4	Air Bag	94 >	OBD + AUDI	M	7000
A4	Bosch Air Bag V	94 >	OBD + AUDI	M	7000
A4	VW 10	05 >	OBD	F	7000
A4	VW 8	05 >	OBD	F	7000
A6	Air Bag	94 >	OBD + AUDI	F	7000
A6	Bosch Air Bag V	94 >	OBD + AUDI	M	7000
A6	VW 10	06 >	OBD	A	7000
A6	VW 8	06 >	OBD	A	7000
A8	Air Bag	94 >	OBD + AUDI	F	7000
A8	Bosch Air Bag V	94 >	OBD + AUDI	F	7000
Q3 (8U)	Airbag – AU10	12 >	OBD	B	7000
TT	VW 10	06 – 10	OBD	F	7000
TT	VW 8	06 – 10	OBD	F	7000

Sistema de ABS

80	ABS	92 >	OBD + AUDI	M	7000
100	ABS	90 >	OBD + AUDI	M	7000
A3	MK 60	03 >	OBD	E	7000
A3	MK 70	03 >	OBD	E	7000
A3	ABS	96 >	OBD	E	7000
A3	ABS	96 >	OBD	E	7000
A3	Front MK 60	96 >	OBD	E	7000
A3	Teves 2.0 IE	96 >	OBD	E	7000
A3	MK100/ESP	13 >	OBD	B	7000
A4	ABS	94 >	OBD	F	7000
A4	MK 60	05 – 09	OBD	F	7000
A4	MK 70	05 – 09	OBD	F	7000
Q3 (8U)	TRW EBC460i	12 >	OBD	B	7000
TT	MK 60	06 – 10	OBD	E	7000
TT	MK 70	06 – 10	OBD	E	7000

Sistema de Transmissão

80	TRANSMISSÃO	92 >	OBD + AUDI	M	7000
A3	TRANSMISSÃO	96 >	OBD	E	7000
A3	AT / 09G	03 >	OBD	E	7000
A3	AT / 09M	03 >	OBD	E	7000
A3	DSG / 02E	03 >	OBD	E	7000
A3	AISIN 6 – 09G - AQ 250 – TP2.0	07 – 13	OBD	B	7000
A3	DSG – 02E – 6M – DQ250	07 – 13	OBD	B	7000
A3	DSG – 0AM – 7M – DQ200	07 – 13	OBD	B	7000
A3	AISIN 6 – 09G - AQ 250 – UDS	13 >	OBD	B	7000
A3	DSG – 0D9 – 6 M – DQ250	13 >	OBD	B	7000
A3	DSG – 0CW – 7 M – DQ200	13 >	OBD	B	7000
A6	AT / 09G	06 >	OBD	A	7000
A6	AT / 09M	03 >	OBD	A	7000
A6	DSG / 02E	03 >	OBD	A	7000
Q3 (8U)	DSG – 02E – 6M – DQ250	12 >	OBD	B	7000
Q3 (8U)	DSG – 0BH – 7 M – DQ500	12 >	OBD	B	7000
TT	AT / 09G	06 – 10	OBD	F	7000
TT	AT / 09M	06 – 10	OBD	F	7000

AUDI

Modelos	Sistema	Ano	Conector	Posição	Scanner
Sistema de Transmissão					
TT	DSG / 02E	06 - 10	OBD	F	7000
Sistema Gateway					
A3 (G3/8V)	CAN Gateway – Lear	13 >	OBD	B	7000
Sistema Estacionamento					
A3 (G3/8V)	Assistência de Estacionamento	13 >	OBD	B	7000
Sistema Elétrico					
A3 (G3/8V)	Bosch AU37	13 >	OBD	B	7000
Sistema Climatização					
A3 (G3/8V)	AC Manuell	13 >	OBD	B	7000
Sistema Multimídia					
A3 (G3/8V)	Multimídia	13 >	OBD	B	7000
Sistema Sonoro					
A3 (G3/8V)	Atuador de Som – Soundaktor Gen2	13 >	OBD	B	7000
Sistema Portas					
A3 (G3/8V)	Modulo de Portas	13 >	OBD	B	7000
Sistema de Direção Assistida					
A3 (G3/8V)	Valeo	13 >	OBD	B	7000
Sistema de Painel de Instrumentos					
A3 (G3/8V)	IC UDS	13 >	OBD	B	7000
Q3 (8U)	IC UDS	12 >	OBD	B	7000
Sistema de Câmera Traseira					
A3 (G3/8V)	MQB	13 >	OBD	B	7000
Sistema de Tração AWD					
Q3 (8U)	Tração AWD – Haldex	12 >	OBD	B	7000

BMW

Modelos	Sistema	Ano	Conector	Posição	Scanner
Sistema de Injeção Otto / Sistema de Inyección Otto					
114i N13 (F20/F21)	MEVD17.25	11 >	OBD	C	7000
116i N43B16 (E81/E82/E87/E88)	Siemens MSD802/MSD812	07 – 09	OBD	A	7000
116i N43B20 (E81/E82/E87/E88)	Siemens MSD802/MSD812	09 -11	OBD	A	7000
116i N13 (F20/F21)	MEVD17.25	11 >	OBD	C	7000
118i N46B20 (E81/E82/E87/E88)	Motronic MEV 9.4.6	07 – 09	OBD	A	7000
118i N46B20 (E81/E82/E87/E88)	Motronic MEV17N46	10 - 13	OBD	C	7000
118i N43B20 (E81/E82/E87/E88)	Siemens MSD802/MSD812	09 -11	OBD	A	7000
118i N13 (F20/F21)	MEVD17.25	10 >	OBD	C	7000
120i N46B20 (E81/E82/E87/E88)	Motronic MEV 9.4.6	04 – 07	OBD	A	7000
120i N46B20 (E81/E82/E87/E88)	Motronic MEV17N46	04 – 07	OBD	C	7000
120i N43B20 (E81/E82/E87/E88)	Siemens MSD802/MSD812	07 – 11	OBD	A	7000
125i N52B30 (E81/E82/E87/E88)	Siemens MSV70	08 – 11	OBD	A	7000
125i N52B30 (E81/E82/E87/E88)	Motronic MEV17N46	08 – 11	OBD	C	7000
125i N20 (F20/F21)	MEVD17.24	10 >	OBD	C	7000
128i N52B30 (E81/E82/E87/E88)	Siemens MSV70	08 – 11	OBD	A	7000
128i N52B30 (E81/E82/E87/E88)	Motronic MEV17N46	08 – 11	OBD	C	7000
130i N52B30 (E81/E82/E87/E88)	Siemens MSV70	09 – 12	OBD	A	7000
130i N52B30 (E81/E82/E87/E88)	Siemens MSV80	09 – 12	OBD	C	7000
M135i/ix N55 (F20/F21)	MEVD17.26	11 >	OBD	C	7000
316 (E30) 1.6 (16 4 E1)	Motronic M1.3	88 – 94	OBD + BMW	J	7000
316 (E36) 1.6 (16 4 E1)	Motronic M1.7	90 – 94	OBD + BMW	J	7000
316 (E36) 1.6 (16 4 E2)	Motronic M1.7.2	94 – 98	OBD + BMW	J	7000
316i N43B16 (E90/E91/E92/E93)	Siemens MSD802/MSD812	07 – 11	OBD	A	7000
316i N43B16 (E90/E91/E92/E93)	Siemens MSV80	07 – 11	OBD	C	7000
316i N13	MEVD17.25	12 >	OBD	C	7000
318 (E30) 1.8 (18 4 E1)	Motronic M1.3	87 – 95	OBD + BMW	J / M	7000
318 (E30) 1.8 (18 4 E2)	Motronic M1.7.2	92 – 98	OBD + BMW	J	7000
318 (E36) 1.8 (18 4 E1)	Motronic M1.7	91 – 98	OBD + BMW	J	7000
318 (E36) 1.8 (18 4 E2)	Motronic M1.7.3	92 – 98	OBD + BMW	J	7000
318i N46B20 (E90/E91/E92/E93)	Motronic MEV 9.4.6	05 – 07	OBD	A	7000
318i N46B20 (E90/E91/E92/E93)	Motronic MEV17N46	05 – 07	OBD	C	7000
318i N43B20 (E90/E91/E92/E93)	Siemens MSD802/MSD812	07 – 11	OBD	A	7000
318i N43B20 (E90/E91/E92/E93)	Siemens MSV80	07 – 11	OBD	C	7000
320 (E36) 2.0 (20 6 S1)	Siemens MS40.0/1	91 – 95	OBD + BMW	J / M	7000
320 (E36) 2.0 (20 6 S3)	Siemens MS41	94 – 99	OBD + BMW	J / M	7000
320 (E46) 2.0 (20 6 S4)	Siemens MS42	97 >	OBD ou OBD+ BMW	J ou B	7000
320 (E46) 2.2 (22 6 S1)	Siemens MS43	00 >	OBD	B	7000
320i N46B20 (E90/E91/E92/E93)	Motronic MEV 9.4.6	05 – 07	OBD	A	7000
320i N46B20 (E90/E91/E92/E93)	Motronic MEV17N46	05 – 07	OBD	C	7000

Modelos	Sistema	Ano	Conector	Posição	Scanner
Sistema de Injeção Otto / Sistema de Inyección Otto					
320i N43B20 (E90/E91/E92/E93)	Siemens MSD802/MSD812	07 – 11	OBD	A	7000
320i/ix N20	MEVD17.24	12 >	OBD	C	7000
323 (E36) 2.5 (25 6 S3)	Siemens MS41	95 – 00	OBD + BMW	J	7000
323 (E36) 2.5 (25 6 S3)	Siemens MS41.0	95 – 00	OBD + BMW	J	7000
323 (E36) 2.5 (25 6 S3)	Siemens MS41.1	95 – 00	OBD + BMW	J	7000
323 (E36) 2.5 (25 6 S3)	Siemens MS41.1 USA	95 – 00	OBD + BMW	J	7000
323 (E46) 2.5 (25 6 S4)	Siemens MS42	97 – 01	OBD + BMW	J	7000
323i N52B25 (E90/E91/E92/E93)	Siemens MSV70	05 – 06	OBD	A	7000
323i N52B25 (E90/E91/E92/E93)	Siemens MSV80	05 – 06	OBD	C	7000
325 (E30) 2.5 (25 6 K1)	Motronic M1.1	86 – 93	OBD + BMW	J / M	7000
325 (E30) 2.5 (25 6 E1)	Motronic M1.3	86 – 93	OBD + BMW	J / M	7000
325 (E30) 2.7 (27 6 KA)	Motronic M1.1	86 – 90	OBD + BMW	J / M	7000
325 (E30) 2.7 (27 6 KA)	Motronic M1.3	86 – 90	OBD + BMW	J / M	7000
325 (E36) 2.5 (25 6 S1)	Motronic M3.1	91 – 92	OBD + BMW	J	7000
325 (E36) 2.5 (25 6 S2)	Motronic M3.3.1	93 – 95	OBD + BMW	J	7000
325 (E46) 2.5 (25 6 S5)	Siemens MS43	00 >	OBD	B	7000
325i N52B25 (E90/E91/E92/E93)	Siemens MSV70	07 – 11	OBD	A	7000
325i N52B25 (E90/E91/E92/E93)	Siemens MSV80	07 – 11	OBD	C	7000
325i N52B30 (E90/E91/E92/E93)	Siemens MSV70	07 – 11	OBD	A	7000
325i N52B30 (E90/E91/E92/E93)	Siemens MSV80	07 – 11	OBD	C	7000
325i N55	MEVD17.26	11 >	OBD	B	7000
328 (E36) 2.8 (28 6 S1)	Siemens MS41	95 – 00	OBD + BMW	J	7000
328 (E36) 2.8 (28 6 S1)	Siemens MS41.0	95 – 00	OBD + BMW	J	7000
328 (E36) 2.8 (28 6 S1)	Siemens MS41.1	95 – 00	OBD + BMW	J	7000
328 (E36) 2.8 (28 6 S1)	Siemens MS41.1 USA	95 – 00	OBD + BMW	J	7000
328 (E46) 2.8 (28 6 S2)	Siemens MS42	97 – 01	OBD + BMW	J	7000
328i N52B30 (E90/E91/E92/E93)	Siemens MSV70	07 – 11	OBD	A	7000
328i N52B30 (E90/E91/E92/E93)	Siemens MSV80	07 – 11	OBD	C	7000
328i N20	MEVD17.24	11 >	OBD	B	7000
330 (E46) 3.0 (30 6 S3)	Siemens MS43	00 >	OBD	B	7000
330i N52B30 (E90/E91/E92/E93)	Siemens MSV80	05 – 11	OBD	C	7000
330i N52B30 (E90/E91/E92/E93)	Siemens MSV70	07 – 11	OBD	A	7000
335i N55	MEVD17.26	11 >	OBD	B	7000
518 (E30) 1.8 (18 4 E1)	Motronic M1.3	87 – 95	OBD + BMW	J	7000
518 (E30) 1.8 (18 4 E2)	Motronic M1.7.2	92 – 98	OBD + BMW	J	7000
518 (E36) 1.8 (18 4 E1)	Motronic M1.7	91 – 98	OBD + BMW	J	7000
518 (E36) 1.8 (18 4 E2)	Motronic M1.7.3	92 – 98	OBD + BMW	J	7000
520 (E34) 2.0 (20 6 S1)	Siemens MS40.0/1	91 – 95	BMW	J	7000
520 (E39) 2.0 (20 6 S3)	Siemens MS41/41.0	95 – 99	BMW	J	7000
520 (E39) 2.0 (20 6 S4)	Siemens MS42	98 >	OBD ou OBD+ BMW	J ou B	7000
520 (E39) 2.2 (22 6 S1)	Siemens MS43	00 >	OBD	B	7000
520i N43B20 (E60)	Siemens MSD802/MSD812	05 – 07	OBD	A	7000
523 (E39) 2.5 (25 6 S3)	Siemens MS41.0	95 – 00	OBD + BMW	J	7000
523 (E39) 2.5 (25 6 S3)	Siemens MS41.1	95 – 00	OBD + BMW	J	7000
523 (E39) 2.5 (25 6 S3)	Siemens MS41.1 USA	95 – 00	OBD + BMW	J	7000
523 (E39) 2.5 (25 6 S4)	Siemens MS42	98 – 01	OBD ou OBD+ BMW	J ou B	7000
523i N53B25 (E60)	Siemens MSV70	07 – 10	OBD	A	7000
523i N53B25 (E60)	Siemens MSV80	07 – 10	OBD	C	7000
525 (E34) 2.5 (25 6 S1)	Motronic M3.1	91 – 92	OBD + BMW	J / M	7000
525 (E34) 2.5 (25 6 S2)	Motronic M3.3.1	93 – 95	OBD + BMW	J / M	7000
525 (E39) 2.5 (25 6 S5)	Siemens MS43	00 >	OBD	B	7000
525i N53B30 (E60)	Siemens MSV70	07 – 10	OBD	A	7000
525i N53B30 (E60)	Siemens MSV80	07 – 10	OBD	C	7000
528 (E39) 2.8 (28 6 S1)	Siemens MS41	95 – 99	OBD + BMW	J	7000
528 (E39) 2.8 (28 6 S1)	Siemens MS41.0	95 – 99	OBD + BMW	J	7000
528 (E39) 2.8 (28 6 S1)	Siemens MS41.1	95 – 99	OBD + BMW	J	7000
528 (E39) 2.8 (28 6 S1)	Siemens MS41.1 USA	95 – 99	OBD + BMW	J	7000
528 (E39) 2.8 (28 6 S2)	Siemens MS42	98 – 01	OBD + BMW	J	7000
528i N53B30 (E60)	Siemens MSV70	07 – 10	OBD	A	7000
528i N53B30 (E60)	Siemens MSV80	07 – 10	OBD	C	7000
530 (E39) 3.0 (30 6 S3)	Siemens MS43	00 >	OBD	B	7000
530i N53B30 (E60)	Siemens MSV70	07 – 10	OBD	A	7000
530i N53B30 (E60)	Siemens MSV80	07 – 10	OBD	C	7000
535 (E28) 3.4 (34 6 EC)	Motronic M1.1 / 1.3	86 – 94	OBD + BMW	J / M	7000
535 (E39) 3.5 (35 8 S1)	Motronic M5.2	96 – 98	OBD + BMW	J / M	7000
535 (E39) 3.5 (35 8 S2)	Motronic M5.2.1	96 – 98	OBD + BMW	J / M	7000
540 (E34) 4.0 (40 8 S1)	Motronic M3.3	93 – 96	OBD + BMW	J	7000
540 (E39) 4.4 (44 8 S1)	Motronic M5.2	96 – 98	OBD + BMW	J	7000
540 (E39) 4.4 (44 8 S2)	Motronic M5.2.1	96 – 98	OBD + BMW	J	7000
630i N52B30 (E63)	Siemens MSV70	07 – 10	OBD	A	7000
630i N52B30 (E63)	Siemens MSV80	07 – 10	OBD	C	7000
635 (E24) 3.4 (34 6 EC)	Motronic 1.1	85 – 88	OBD + BMW	J	7000
635 (E24) 3.4 (34 6 EC)	Motronic 1.3	88 – 89	OBD + BMW	J	7000
640i N55	MEVD17.26	11 >	OBD	B	7000
650i N63	MEVD17.28	12 >	OBD	B	7000
728 (E38) 2.8 (28 6 S1)	Siemens MS41	95 – 99	OBD + BMW	J	7000
728 (E38) 2.8 (28 6 S1)	Siemens MS41.0	95 – 99	OBD + BMW	J	7000
728 (E38) 2.8 (28 6 S1)	Siemens MS41.1	95 – 99	OBD + BMW	J	7000
728 (E38) 2.8 (28 6 S1)	Siemens MS41.1 USA	95 – 99	OBD + BMW	J	7000
728 (E38) 2.8 (28 6 S2)	Siemens MS42	98 – 01	OBD + BMW	J	7000
730 (E32) 3.0 (30 6 KA)	Motronic 1.1	86 – 88	OBD + BMW	J	7000
730 (E32) 3.0 (30 6 KA)	Motronic 1.3	88 – 94	OBD + BMW	J	7000

Modelos	Sistema	Ano	Conector	Posição	Scanner
Sistema de Injeção Otto / Sistema de Inyección Otto					
730 (E38) 3.0 (30 8 S1)	Motronic 3.3	93 – 98	OBD + BMW	J	7000
730i N52B30 (E65/E66)	Siemens MSV70	05 – 08	OBD	A	7000
730i N52B30 (E65/E66)	Siemens MSV80	05 – 08	OBD	C	7000
735 (E32) 3.4 (34 6 EC)	Motronic 1.1	86 – 88	OBD + BMW	J	7000
735 (E32) 3.4 (34 6 EC)	Motronic 1.3	88 – 94	OBD + BMW	J	7000
735 (E38) 3.5 (35 8 S1)	Motronic M5.2	94 – 01	OBD + BMW	J	7000
735 (E38) 3.5 (35 8 S2)	Motronic M5.2.1	94 – 01	OBD + BMW	J	7000
740 (E32) 4.0 (40 8 S1)	Motronic M3.3	90 – 96	OBD + BMW	J	7000
740 (E38) 4.4 (44 8 S1)	Motronic M5.2	94 – 98	OBD + BMW	J	7000
740 (E38) 4.4 (44 8 S2)	Motronic M5.2.1	94 – 98	OBD + BMW	J	7000
740i N55	MEVD17.26	11 >	OBD	B	7000
750 (E32) 5.0 (50 1 2A)	Motronic M1.2 (L/R)	86 – 95	OBD + BMW	J	7000
750 (E32) 5.0 (50 1 2A)	Motronic M1.7 (L/R)	86 – 95	OBD + BMW	J	7000
750 (E38) 5.4 (54 1 22)	Motronic M5.2.1 (L/R)	97 – 01	OBD + BMW	J	7000
750i N63	MEVD17.28	12 >	OBD + BMW	J	7000
840 (E31) 4.0 (40 8 S1)	Motronic M3.3	92 – 97	OBD	B	7000
850 (E31) 5.0 (50 1 2A)	Motronic M1.2 (L/R)	89 – 97	OBD + BMW	J / M	7000
850 (E31) 5.0 (50 1 2A)	Motronic M1.7 (L/R)	89 – 97	OBD + BMW	J / M	7000
850 (E31) 5.4 (54 1 22)	Motronic M5.2.1 (L/R)	94 – 99	OBD + BMW	J / M	7000
M3 (E36) 3.0 (30 6 S1)	Motronic 3.3	92 – 93	OBD + BMW	J / M	7000
M5 (E34) 3.6 (36 6 S1)	Motronic 1.2	88 – 92	OBD + BMW	J / M	7000
M5 (E34) 3.8 (38 6 S1)	Motronic M3.3	91 – 96	OBD + BMW	J / M	7000
X1 N46B20 (E84)	Motronic MEV 9.4.6	04 – 10	OBD	A	7000
X1 N46B20 (E84)	Motronic MEV17N46	10 - 13	OBD	C	7000
X1 N52B25 (E84)	Siemens MSV70	07 – 10	OBD	A	7000
X1 N52B25 (E84)	Siemens MSV80	07 – 10	OBD	C	7000
X1 N52B30 (E84)	Siemens MSV70	07 – 10	OBD	A	7000
X1 N52B30 (E84)	Siemens MSV80	07 – 10	OBD	C	7000
X1 2.8	Continental MSV80.0	10 – 13	OBD	B	7000
X3 N46B20 (E83)	Motronic MEV 9.4.6	04 – 10	OBD	A	7000
X3 N46B20 (E83)	Motronic MEV17N46	04 – 10	OBD	C	7000
X3 N52B25 (E83)	Siemens MSV70	07 – 10	OBD	A	7000
X3 N52B25 (E83)	Siemens MSV80	07 – 10	OBD	C	7000
X3 N52B30 (E83)	Siemens MSV70	07 – 10	OBD	A	7000
X3 N52B30 (E83)	Siemens MSV80	07 – 10	OBD	C	7000
X3 2.0ix N20	MEVD17.24	11 >	OBD	B	7000
X3 2.0ix N20	MEVD17.24	11 >	OBD	B	7000
X3 3.5ix N55	MEVD17.26	11 >	OBD	B	7000
X5 (E53) 3.0 (30 6 S3)	Siemens MS43	00 >	OBD	B	7000
Z3 (E36) 1.8 (18 4 E2)	Motronic M1.7.2/3	95 – 99	OBD + BMW	J	7000
Z3 (E36) 1.9 (19 4 S1)	Bosch M5.2	95 – 98	OBD + BMW	J	7000
Z3 (E36) 2.0 (20 6 S4)	Siemens MS42	99 – 01	OBD + BMW	J	7000
Z3 (E36) 2.2 (22 6 S1)	Siemens MS43	01 >	OBD	B	7000
Z3 (E36) 2.5 (25 6 S4)	Siemens MS42	98 – 01	OBD + BMW	J	7000
Z3 (E36) 2.8 (28 6 S1)	Siemens MS41	97 – 98	OBD + BMW	J	7000
Z3 (E36) 2.8 (28 6 S1)	Siemens MS42	98 – 01	OBD + BMW	J	7000
Z3 (E36) 3.0 (30 6 S3)	Siemens MS43	01 >	OBD	B	7000
Z3 (E36) 3.2 (32 6 S2)	Siemens MS41.2	96 – 01	OBD + BMW	J	7000
Z4 N46B20 (E85)	Motronic MEV 9.4.6	05 – 08	OBD	A	7000
Z4 N46B20 (E85)	Motronic MEV17N46	05 – 08	OBD	C	7000
Z4 N52B25 (E85)	Siemens MSV70	06 – 08	OBD	A	7000
Z4 N52B25 (E85)	Siemens MSV80	06 – 08	OBD	C	7000
Z4 N52B30 (E85)	Siemens MSV70	06 – 08	OBD	A	7000
Z4 N52B30 (E85)	Siemens MSV80	06 – 08	OBD	C	7000
Z4 1.8i N20	MEVD17.24	11 >	OBD	B	7000
Z4 2.0i N20	MEVD17.24	11 >	OBD	B	7000
Z4 2.8i N20	MEVD17.24	11 >	OBD	B	7000

Sistema de Air Bag

BMW	SR1 / SR2	88 – 94	OBD + BMW	J	7000
320	MRS4	01 – 03	OBD	B	7000
Série 1 (E81/E82/E87/E88) Série 3 (E90/E91/E92/E93) Série 5 (E60) Série 6 (E63) Série 7 (E65/E66) Série X1 (E83) Série Z4 (E85)	Air Bag - Airbag9.0	---	OBD	A	7000
SRS BMW UDS	ACSM4 UDS	11 >	OBD	B	7000
X1	ACSM/MRS	10 – 13	OBD	B	7000

Sistema de ABS

318	Teves Mark IV	89 – 93	OBD + BMW	J	7000
320	MK20	01 – 03	OBD	B	7000
325	Teves Mark IV	92 – 97	OBD + BMW	J	7000
525	Teves Mark IV	92 – 97	OBD + BMW	J	7000
Série 1 (E81/E82/E87/E88) Série 3 (E90/E91/E92/E93) Série 5 (E60) Série 6 (E63) Série 7 (E65/E66) Série X1 (E83) Série Z4 (E85)	ABS - ESP Teves MK60 E5	---	OBD	A	7000

BMW

Modelos	Sistema	Ano	Conector	Posição	Scanner
Sistema de ABS					
ABS BMW UDS	ESP MK100 UDS	11 >	OBD	B	7000
X1	Bosch 8.0 Plus	10 – 13	OBD	B	7000
Sistema de Painel de Instrumentos					
BMW (Óleo e Inspeção)	Painel BMW	89 – 98	OBD + BMW	J	7000
Série 1 (E81/E82/E87/E88) Série 3 (E90/E91/E92/E93) Série 5 (E60) Série 6 (E63) Série 7 (E65/E66) Série X1 (E83) Série Z4 (E85)	Painel de Instrumentos 3.0	---	OBD	A	7000
IC BMW UDS	Painel 4.0 UDS	11 >	OBD	B	7000
X1	Kombi	10 – 13	OBD	B	7000

Sistema de Transmissão Automática / Sistema de Transmisión Automática

318	A4S310R	93 – 95	OBD + BMW	J	7000
325	A4S310R	93 – 95	OBD + BMW	J	7000
525	A4S310R	93 – 95	OBD + BMW	J	7000
Série 1 (E81/E82/E87/E88) Série 3 (E90/E91/E92/E93) Série 5 (E60) Série 6 (E63) Série 7 (E65/E66) Série X1 (E83) Série Z4 (E85)	6 Velocidades-GS19.12 6 Velocidades - GS19.X	---	OBD	A	7000
AT UDS	AT 8 Velocidade UDS	11 >	OBD	B	7000
X1	EGS19.12	10 – 13	OBD	B	7000

CHAMONIX

Modelos	Sistema	Ano	Conector	Posição	Scanner
Sistema de Injeção Otto / Sistema de Inyección Otto					
Speedster 356	Chamonix	04 >	OBD + C1300	F	7000
Spyder 550S	Chamonix	04 >	OBD + C1300	F	7000

CHERY

Modelos	Sistema	Ano	Conector	Posição	Scanner
Sistema de Injeção Otto / Sistema de Inyección Otto					
Face (A1) 1.3 8V	Bosch ME7.9.7	10 >	OBD	Q	7000
Tiggo (T11) 2.0 16V	Bosch ME7.9.7	10 >	OBD	B	7000
Cielo (A3) 1.6 16V	Bosch ME7.9.7	10 >	OBD	B	7000
QQ 1.1 8V	Continental SIMK31	10 >	OBD	H	7000
Sistema de Air Bag					
Face (A1) 1.3 8V	SRS	10 >	OBD	Q	7000
Face 1.3 8v	SRE Smart	10 >	OBD	Q	7000
Tiggo (T11) 2.0 16V	SRS	10 >	OBD	B	7000
Tiggo 20 16v	SRE Smart	09 >	OBD	B	7000
Cielo (A3) 1.6 16V	SRS	10 >	OBD	B	7000
QQ 1.1 8V	SRS	10 >	OBD	H	7000
QQ 1.1 16v	SRE Smart	10 >	OBD	H	7000
Sistema de ABS					
Face (A1) 1.3 8V	ABS	10 >	OBD	Q	7000
Tiggo (T11) 2.0 16V	ABS	10 >	OBD	B	7000
Cielo (A3) 1.6 16V	ABS	10 >	OBD	B	7000

Sistema de Imobilizador

Face (A1) 1.3 8V	IMOB-CHERY	10 >	OBD	Q	7000
Tiggo (T11) 2.0 16V	IMOB-CHERY	10 >	OBD	B	7000
Cielo (A3) 1.6 16V	IMOB-CHERY	10 >	OBD	B	7000

Sistema de Painel de Instrumentos

Face (A1) 1.3 8V	Painel	10 >	OBD	Q	7000
------------------	--------	------	-----	---	------

CHRYSLER

Modelos	Sistema	Ano	Conector	Posição	Scanner
Sistema de Injeção Otto / Sistema de Inyección Otto					
Caravan 2.0 16V	MPI (OBD II - ISO)	96 – 01	OBD	C	7000
Caravan 2.0 16V	CHRYSLER (VPW)	02 >	OBD	C	7000
Caravan 2.4 16V	MPI (OBD II - ISO)	96 – 01	OBD	C	7000
Caravan 2.4 16V	CHRYSLER (VPW)	02 >	OBD	C	7000
Caravan 3.3 V6	MPI (OBD II - ISO)	96 – 01	OBD	C	7000

CHRYSLER

Modelos	Sistema	Ano	Conector	Posição	Scanner
Sistema de Injeção Otto / Sistema de Inyección Otto					
Caravan 3.3 V6	CHRYSLER (VPW)	02 >	OBD	C	7000
Caravan 3.8 V6	MPI (OBD II - ISO)	96 - 01	OBD	C	7000
Caravan 3.8 V6	CHRYSLER (VPW)	02 >	OBD	C	7000
Gran Caravan 2.4 16V	MPI (OBD II - ISO)	96 - 01	OBD	C	7000
Gran Caravan 2.4 16V	CHRYSLER (VPW)	02 >	OBD	C	7000
Gran Caravan 3.0	MPI (OBD II - ISO)	96 - 01	OBD	C	7000
Gran Caravan 3.0	CHRYSLER (VPW)	02 >	OBD	C	7000
Gran Caravan 3.3 V6	MPI (OBD II - ISO)	96 - 01	OBD	C	7000
Gran Caravan 3.3 V6	CHRYSLER (VPW)	02 >	OBD	C	7000
Gran Caravan 3.8 V6	MPI (OBD II - ISO)	96 - 01	OBD	C	7000
Gran Caravan 3.8 V6	CHRYSLER (VPW)	02 >	OBD	C	7000
Neon 1.8 16V	MPI (OBD II - ISO)	96 - 01	OBD	C	7000
Neon 1.8 16V	CHRYSLER (VPW)	02 >	OBD	C	7000
Neon 2.0 16V	MPI (OBD II - ISO)	96 - 01	OBD	C	7000
Neon 2.0 16V	CHRYSLER (VPW)	02 >	OBD	C	7000
PT-Cruiser 2.4 16V	HUNTSVILLE	00 - 06	OBD	C	7000
Stratus 2.0 16V	MPI (OBD II - ISO)	96 - 01	OBD	C	7000
Stratus 2.0 16V	CHRYSLER (VPW)	02 >	OBD	C	7000
Stratus 2.4 16V	MPI (OBD II - ISO)	96 - 01	OBD	C	7000
Stratus 2.4 16V	CHRYSLER (VPW)	02 >	OBD	C	7000
Stratus 2.5 V6 24V	MPI (OBD II - ISO)	96 - 01	OBD	C	7000
Stratus 2.5 V6 24V	CHRYSLER (VPW)	02 >	OBD	C	7000

Sistema de Transmissão Automática / Sistema de Transmisión Automática

PT-Cruiser 2.4 16V	TCM	00 >	OBD	C	7000
--------------------	-----	------	-----	---	------

Sistema de ABS

PT-Cruiser 2.4 16V	Teves	00 >	OBD	C	7000
--------------------	-------	------	-----	---	------

CITROEN

Modelos	Sistema	Ano	Conector	Posição	Scanner
Sistema de Injeção Otto / Sistema de Inyección Otto					
Aircross 1.6 16V	ME7.4.9C	10 A 13	OBD	C	7000
AX 1.0 8V	Bosch MA3.0	92 - 97	OBD+C1300+Inversor	J	7000
AX 1.4 8V	Bosch MA3.0	93 - 97	OBD+C1300+Inversor	J	7000
Berlingo 1.1 8V	Bosch MA3.1	96 >	OBD ou OBD+C1400	B / C	7000
Berlingo 1.1 8V	Bosch M7.4.4	00 >	OBD	C	7000
Berlingo 1.4 8V	Sagem SL96	96 - 99	OBD ou OBD+C1400	B / C	7000
Berlingo 1.4 8V	Marelli IAW-1AP	96 - 99	OBD ou OBD+C1400	B / C	7000
Berlingo 1.4 8V	Bosch MP7.3	97 >	OBD	C	7000
Berlingo 1.4 8V	Sagem 2000	00 >	OBD	C	7000
Berlingo 1.6 16V	Bosch ME7.4.4	00 >	OBD	C	7000
Berlingo 1.8 8V	Marelli IAW-1AP	96 >	OBD	C	7000
C3 1.2 12V 3cil	Valeo V46.4	16 >	OBD	B	7000
C3 1.4 8V (KfV)	Sagem 2000	02 - 05	OBD	C	7000
C3 1.4 8V Flex	Bosch ME7.4.4F	06 >	OBD	C	7000
C3 1.5 8V	Valeo 34.5	12 >	OBD	C	7000
C3 1.6 16V (NFU)	Bosch ME7.4.4 / ME7.4.5	02 - 05	OBD	C	7000
C3 1.6 16V Flex	Bosch ME7.4.4F / ME7.4.5F	06 >	OBD	C	7000
C3 1.6 16V VTI	Bosch ME7.4.9D	14 >	OBD	C	7000
C4 1.6 16V Flex	Bosch ME7.4.9C	08 >	OBD	E	7000
C4 1.6 16V THP	Bosch MED17.4.2	15 >	OBD	C	7000
C4 2.0 16V	Marelli IAW-6LP	08 >	OBD	E	7000
C4 2.0 16V Flex	Marelli IAW-6KP	08 >	OBD	E	7000
C5 1.8 16V (6FZ)	Sagem 2000	01 >	OBD	B	7000
C5 2.0 16V (RFN)	Marelli IAW-4.8P	01 >	OBD	B	7000
C5 2.0 16V (RFN)	Marelli IAW-4MP	01 >	OBD	B	7000
C5 2.0 16V (RFN)	Marelli IAW-6LP	01 >	OBD	B	7000
C5 3.0 24V (XFX)	Bosch ME7.4.6	01 >	OBD	B	7000
C8 2.0 16V (RFN)	Marelli IAW-4.8P	02 >	OBD	B	7000
C8 2.0 16V (RFN)	Marelli IAW-4MP	02 >	OBD	B	7000
C8 2.0 16V (RFN)	Marelli IAW-6LP	02 >	OBD	B	7000
C8 3.0 24V (XFX)	Bosch ME7.4.6	02 >	OBD	B	7000
DS3/4/5 1.6 16V THP	Bosch MED17.4.2	14 >	OBD	C	7000
Evasion 2.0 16V	Marelli IAW-4.8P	00 >	OBD	B	7000
Evasion 2.0 16V	Marelli IAW-4MP	00 >	OBD	B	7000
Jumpy 2.0 16V	Marelli IAW-4.8P	00 >	OBD	B	7000
Jumpy 2.0 16V	Marelli IAW-4MP	00 >	OBD	B	7000
Jumpy 2.0 16V	Marelli IAW-6LP	00 >	OBD	B	7000
Saxo 1.0 8V	Bosch MA3.1	96 >	OBD ou OBD+C1400	B	7000
Saxo 1.1 8V	Bosch MA3.1	96 >	OBD ou OBD+C1400	B	7000
Saxo 1.1 8V	Bosch M7.4.4	00 >	OBD	B	7000
Saxo 1.4 8V	Marelli IAW-1AP	96 - 99	OBD ou OBD+C1400	B	7000
Saxo 1.4 8V	Bosch MP7.3	97 >	OBD	B	7000
Saxo 1.4 8V	Sagem 2000	00 >	OBD	B	7000
Saxo 1.6 8V	Bosch MP5.1	> 96	OBD ou OBD+C1400	B	7000
Saxo 1.6 8V	Bosch MP5.2	96 - 99	OBD ou OBD+C1400	B	7000
Saxo 1.6 8V	Bosch MP7.2	97 >	OBD	B	7000

Modelos	Sistema	Ano	Conector	Posição	Scanner
Sistema de Injeção Otto / Sistema de Inyección Otto					
Saxo 1.6 8V	Bosch M7.4.4	00 >	OBD	B	7000
Saxo 1.6 16V	Bosch ME7.4.4	00 >	OBD	B	7000
Saxo 1.6 16V	Marelli IAW4.8P	00 >	OBD	B	7000
Xantia 1.6 8V	Marelli IAW 8P	93 - 97	OBD + C1300	J	7000
Xantia 1.8 8V	Marelli IAW 8P	95 - 97	OBD + C1300	J	7000
Xantia 1.8 8V	Bosch MP5.1	93 - 97	OBD+C1300+Inv.ouC1400	J / B	7000
Xantia 1.8 8V	Marelli IAW-1AP	97 >	OBDouOBD+C1400	B	7000
Xantia 1.8 16V	Bosch MP5.1.1	95 >	OBD + C1400	B	7000
Xantia 1.8 16V	Bosch MP5.2	96 >	OBD + C1400	B	7000
Xantia 1.8 16V	Sagem SL96	96 - 98	OBD + C1400	B	7000
Xantia 2.0 8V	Marelli IAW 8P	93 - 98	OBD + C1400	B	7000
Xantia 2.0 16V	Bosch MP3.2	97 - 99	OBD + C1400	B	7000
Xantia 2.0 16V	Bosch MP5.1.1	94 >	OBD + C1400	B	7000
Xantia 2.0 16V	Bosch MP5.2	94 >	OBD + C1400	B	7000
Xantia 2.0 16V Turbo	Bosch MP3.2	93 - 99	OBD + C1400	B	7000
XM 2.0 8V Turbo	Bosch MP3.2	93 - 98	OBD + C1400 + C1300	N / B	7000
XM 2.0 8V	Bosch MP5.1	89 - 94	OBD + C1400	B	7000
Xsara 1.4 8V	Sagem SL96	97 >	OBD	B	7000
Xsara 1.4 8V	Marelli IAW-1AP	97 >	OBD	B	7000
Xsara 1.4 8V	Bosch MP7.3	97 >	OBD	B	7000
Xsara 1.4 8V	Bosch MP7.3	97 - 99	OBD	B	7000
Xsara 1.4 8V	Sagem SL96	97 - 99	OBD	B	7000
Xsara 1.4 8V	IAW-1AP	97 - 99	OBD	B	7000
Xsara 1.6 8V	MP5.2 / MP7.2	97	OBD	B	7000
Xsara 1.8 8V	IAW-1AP	97 >	OBD	B	7000
Xsara 1.8 16V	Sagem SL96	97 - 99	OBD	B	7000
Xsara 2.0 16V	MP5.2 / IAW-1AP	97 - 99	OBD	B	7000
Xsara II 1.4 8V	Sagem 2000	00 >	OBD	B	7000
Xsara II 1.6 8V	Bosch MP7.4.4	00 >	OBD	B	7000
Xsara II 1.6 16V	Bosch MP7.4.4	00 >	OBD	B	7000
Xsara II 2.0 16V	IAW-4.8P/IAW-4MP	00 >	OBD	B	7000
Xsara II 2.0 16V	IAW-6LP	00 >	OBD	B	7000
Xsara Picasso 1.6 8V	Bosch MP7.4.4	00 >	OBD	B	7000
Xsara Picasso 1.6 16V	MP7.4.4 / MP7.4.5	00 >	OBD	B	7000
Xsara Picasso 1.6 16V	Bosch MP7.4.9	00 >	OBD	B	7000
Xsara Picasso 1.6 Flex	MP7.4.4.5F/MP7.4.9F	06 >	OBD	B	7000
Xsara Picasso 2.0 16V	IAW-4.8P / IAW-4MP	00 >	OBD	B	7000
Xsara Picasso 2.0 16V	IAW-6 LP	00 >	OBD	B	7000
ZX 1.1 8V	Bosch MA3.0 / MA3.1	94 - 97	OBD+C1300+Inversor	N	7000
ZX 1.4 8V	Bosch MA3.0	92 - 96	OBD+C1300+Inversor	N	7000
ZX 1.4 8V	MP 5.2 / IAW-1AP	96 >	OBD+C1300+Inv. ou C1400	B / N	7000
ZX 1.6 8V	IAW-8P/ IAW-8P(S.L)	93 - 97	OBD+C1300	N / J	7000
ZX 1.6 8V	Bosch MP 5.2	96 >	OBD+C1300+Inv. ou C1400	N / J	7000
ZX 1.8 8V	IAW-8P /MP 5.1	93 - 97	OBD+C1300	N / J	7000
ZX 1.8 16V	Bosch MP 5.2	96 >	BD2/ISO+C1300+Inversor	N / J	7000
ZX 2.0 8V	IAW-8P/ IAW-8P(S.L)	92 >	OBD+C1300	N / J	7000
ZX 2.0 16V	Bosch MP3.2	93 - 97	OBD+C1300+Inv. ou C1400	B / N	7000
ZX 2.0 16V	Bosch MP3.2	92 - 97	OBD+C1300+Inv. ou C1400	B / N	7000
ZX 2.0 16V	IAW-1AP	96 - 98	OBD+C1300+Inv. ou C1400	B / N	7000
ZX 2.0 Turbo	Bosch MP3.2	95 >	OBD+C1300+Inv. ou C1400	B / N	7000

Sistema de Injeção Diesel / Sistema de Inyección Diesel

Berlingo 1.9 D	Lucas EPIC DCN2	00 >	OBD	C	7000
Berlingo 2.0 HDI	Bosch EDC-15C2	99 >	OBD	C	7000
Berlingo 2.0 HDI	Bosch EDC-15C3	00 >	OBD	C	7000
Berlingo 2.0 HDI	Siemens SID-801	00 >	OBD	C	7000
Evasion 1.9 D	Lucas EPIC DCN2	00 >	OBD	B	7000
Evasion 2.0 HDI	Bosch EDC-15C2	99 >	OBD	B	7000
Evasion 2.0 HDI	Bosch EDC-15C3	00 >	OBD	B	7000
C5 2.0 HDI	Bosch EDC-15C3	00 >	OBD	B	7000
C5 2.2 HDI	Bosch EDC-15C3	01 >	OBD	B	7000
C8 2.0 HDI	Bosch EDC-15C3	01 >	OBD	B	7000
C8 2.2 HDI	Bosch EDC-15C3	02 >	OBD	B	7000
Jumper 2.3 HDI	Bosch EDC-16C39	09 - 11	OBD	B	7000
Jumper 2.3 HDI	Marelli 8DF3	12 >	OBD	B	7000
Jumpy 1.9 D	Lucas EPIC DCN2	00 >	OBD	B	7000
Jumpy 2.0 HDI	Bosch EDC-15C2	99 >	OBD	B	7000
Jumpy 2.2 HDI	Bosch EDC-15C3	02 >	OBD	B	7000
Xantia 2.0 HDI	Bosch EDC-15C2	99 >	OBD	B	7000
Xsara 2.0 HDI	Bosch EDC-15C2	99 >	OBD	B	7000
Xsara II 1.9 D	Lucas EPIC DCN2	00 >	OBD	B	7000
Xsara II 2.0 HDI	Bosch EDC-15C2	00 >	OBD	B	7000
Xsara II 2.0 HDI	Bosch EDC-15C2	01 >	OBD	B	7000
Xsara Picasso 2.0 HDI	Bosch EDC-15C2	99 >	OBD	B	7000
Xsara Picasso 2.0 HDI	Bosch EDC-15C3	01 >	OBD	B	7000
Xsara Picasso 2.0 HDI	Siemens SID-801	01 >	OBD	B	7000

Sistema de Air Bag

Aircross 1.6 16v	Autoliv ACU-C	10 A 13	OBD	C	7000
Berlingo	Autoliv EC5/AC4	00 - 02	OBD	B	7000
Berlingo	Autoliv ACU	03 >	OBD	B	7000
C2	Autoliv ACU	03 >	OBD	B	7000

CITROEN

Modelos	Sistema	Ano	Conector	Posição	Scanner
Sistema de Air Bag					
C3	Autoliv ACU	02 >	OBD	B	7000
C3	Siemens	03 >	OBD	B	7000
C3	Temic	03 >	OBD	B	7000
C3	SRS - PSA	12 >	OBD	C	7000
C4	Autoliv ACU-C	08 >	OBD	E	7000
C5	Autoliv ACU	03 >	OBD	B	7000
C5	Siemens	03 >	OBD	B	7000
C5	Temic	03 >	OBD	B	7000
C8	Temic	03 >	OBD	B	7000
Evasion	Autoliv EC5/AC4	00 - 02	OBD	B	7000
Evasion	Autoliv ACU	03 >	OBD	B	7000
Jumpy	Autoliv EC5/AC4	00 - 02	OBD	B	7000
Jumpy	Autoliv ACU	03 >	OBD	B	7000
Saxo	Autoliv EC5/AC4	98 - 03	OBD	B	7000
Saxo	Autoliv ACU	03 >	OBD	B	7000
Xantia	Autoliv EC5/AC4	98 >	OBD	B	7000
Xsara	Autoliv EC5/AC4 (FRT)*	> 00	OBD	B	7000
Xsara	Autoliv EC5/AC4 (LD)*	> 00	OBD	B	7000
Xsara	Autoliv EC5/AC4 (LE)*	> 00	OBD	B	7000
Xsara II	Autoliv ACU	00 >	OBD	B	7000
Xsara II	Siemens	00 >	OBD	B	7000
Xsara II	Temic	00 >	OBD	B	7000
Xsara Picasso	Autoliv EC5/AC4 (FRT)*	99 >	OBD	B	7000
Xsara Picasso	Autoliv EC5/AC4 (LD)*	99 >	OBD	B	7000
Xsara Picasso	Autoliv EC5/AC4 (LE)*	99 >	OBD	B	7000
Xsara Picasso	Autoliv ACU (1)	00 >	OBD	B	7000
Xsara Picasso	Autoliv ACU (2)	00 >	OBD	B	7000

Sistema de ABS

Aircross 1.6 16v	ATE MK70.2	10 A 13	OBD	C	7000
C3	ABS MK70.2	12 >	OBD	C	7000
C3	ABS MK100 ESP	12 >	OBD	B	7000
C4	ABS - Bosch 8.1	08 >	OBD	E	7000
C4	ABS - Bosch 8.1 ESP	08 >	OBD	E	7000

Sistema de Transmissão Automática / Sistema de Transmisión Automática

Aircross 1.6 16v	CVA - AL4	10 A 13	OBD	C	7000
C3	CVA - AL4	12 >	OBD	C	7000
C4	AL4-C	08 >	OBD	E	7000

Sistema de Imobilizador / Sistema de Inmovilizador

C3	BSI	02 >	OBD	B	7000
----	-----	------	-----	---	------

Sistema de Painel de Instrumentos

C3 / AIRCROSS	Painel Visteon	13 >	OBD	B	7000
C4	Painel Combinado	08 >	OBD	B	7000

Sistema de Climatização

C3 / AIRCROSS	Climatização BEHR	13 >	OBD	B	7000
C4	Climatização BEHR	08 >	OBD	B	7000

Sistema de Body Computer (Carroceria)

C3	BSI	02 >	OBD	B	7000
C3 / AIRCROSS	BSI - Delphi V05.32	13 >	OBD	B	7000
C4	BSI JACAE V17.10	08 >	OBD	B	7000

Reset Serviço de Manutenção

C4	BSI	08 >	OBD	E	7000
----	-----	------	-----	---	------

CN AUTO

Modelos	Sistema	Ano	Conector	Posição	Scanner
Sistema de Injeção Otto / Sistema de Inyección Otto					
Towner Jr 1.0 8V	Bosch M7.9.7	10 >	OBD	B	7000
Towner 1.0 8V	Delphi MT20U2	10 >	OBD	B	7000

DACIA

Modelos	Sistema	Ano	Conector	Posição	Scanner
Sistema de Injeção Otto / Sistema de Inyección Otto					
Super Nova 1.4	Sirus 32	98 >	OBD	H	7000

DAEWOO

Modelos	Sistema	Ano	Conector	Posição	Scanner
Sistema de Injeção Otto / Sistema de Inyección Otto					
Espero 2.0 MPI	Multec	94 - 97	OBD + ALDL-12	I	7000
Prince / Supersalon 2.0 MPI	Multec	93 - 95	OBD + ALDL-12	I	7000

DODGE

Modelos	Sistema	Ano	Conector	Posição	Scanner
Sistema de Injeção Otto / Sistema de Inyección Otto					
Dakota 2.5 V6 24V	MPI (OBD-II)	96 – 99	OBD	C / H	7000
Dakota 3.9 V6	MPI (OBD-II)	96 – 99	OBD	C / H	7000
Journey 2.4 16v	Continental	11 >	OBD	C	7000
Journey 2.7 V6	HUNTSVILLE	09 – 11	OBD	C	7000
Journey 3.6 v6	Continental	11 >	OBD	C	7000
RAM 2500 5.2	MPI (OBD-II)	96 – 99	OBD	C / H	7000

Sistema de ABS

Journey	ABS – ATE	09 – 11	OBD	C	7000
Journey 2.4 16v	Teves Brakes	11 >	OBD	C	7000
Journey 3.6 v6	Teves Brakes	11 >	OBD	C	7000

Sistema de Air Bag

Journey	SRS – Continental	09 – 11	OBD	C	7000
Journey 2.4 16v	SRS Continental	11 >	OBD	C	7000
Journey 3.6 v6	SRS Continental	11 >	OBD	C	7000

Sistema de Transmissão Automática / Sistema de Transmisión Automática

Journey	AT-6	09 – 11	OBD	C	7000
Journey 2.4 16v	Kokomo	11 >	OBD	C	7000
Journey 3.6 v6	Kokomo	11 >	OBD	C	7000

Sistema de Painel de Instrumentos

Journey 2.4 16v	IC	11 >	OBD	C	7000
Journey 3.6 v6	IC	11 >	OBD	C	7000

EFFA

Modelos	Sistema	Ano	Conector	Posição	Scanner
Sistema de Injeção Otto / Sistema de Inyección Otto					
Effa Furgão	Bosch M7.9.7 / Delphi MT20U2	08 >	OBD	B	7000
Effa Picape	Bosch M7.9.7 / Delphi MT20U2	08 >	OBD	B	7000
Effa Van	Bosch M7.9.7 / Delphi MT20U2	08 >	OBD	B	7000

FIAT

Modelos	Sistema	Ano	Conector	Posição	Scanner
Sistema de Injeção Otto / Sistema de Inyección Otto					
Argo 1.0 GSE (3 Cilindros)	Marelli IAW-10GF	17 >	OBD	B	7000
Argo 1.3 GSR	Marelli IAW-10GF	17 >	OBD	B	7000
Argo 1.8 Flex	Marelli IAW-10GF	17 >	OBD	B	7000
Brava 1.2 16V	Motronic M1.5.5	98	OBD + FIAT	L	7000
Brava 1.6 16V	IAW - 1AF/1AB	99 >	OBD + FIAT	L	7000
Brava 1.6 16V	IAW-49F ou IAW-59F	00 >	OBD + FIAT	L	7000
Brava 1.8 16V	Hitachi M159	99 >	OBD + FIAT	M	7000
Bravo 1.2 16V	Motronic M1.5.5	98	OBD + FIAT	L	7000
Bravo 1.8 16V E.torQ	IAW-7GF	10 >	OBD + FIAT	B	7000
Bravo 2.0 20V	Motronic 2.10.4	98 >	OBD	L	7000
Coupe 2.0 16V	IAW-P8A	95 – 96	OBD + FIAT	K	7000
Coupe 2.0 20V	Motronic 2.10.4	96 >	OBD + FIAT	L	7000
Coupe Turbo	Motronic 2.10.4	96 >	OBD + FIAT	L	7000
Doblò 1.3 16V	ME7.9.6	01 >	OBD	B	7000
Doblò 1.6 16V	IAW-59F	01 >	OBD	B	7000
Doblò 1.8 8V	IAW-59F	03 >	OBD	B	7000
Doblò 1.8 8V	Delphi MT27E	05 >	OBD	B	7000
Doblò 1.8 16V E.torQ	IAW-4GF	10 >	OBD	B	7000
Elba 1.5 I.E. / 1.6 I.E.	IAW-G6/G7	93 – 96	OBD + FIAT	L / H	7000
Elba 1.6 MPI (*)	Motronic 1.5.4	95 – 96	OBD + FIAT	H	7000
Fiat 500 1.4 8V Flex	IAW-7GF 29 Bits	11 >	OBD	B	7000
Fiat 500 1.4 16V Flex	IAW-8GM 29 Bits	11 >	OBD	B	7000
Fiat 500 1.4 Turbo MultiAir	IAW-8GM 29 Bits	14 >	OBD	B	7000
Fiorino 75 I.E.	Mono-Jetronic A2.2	94 – 96	OBD + FIAT	H	7000
Fiorino 1.0 Eletronic	MICROPLEX	93 – 95	OBD + FIAT	J	7000
Fiorino 1.3	IAW 4AFB	02 >	OBD	L / H	7000
Fiorino 1.4 8V EVO	IAW 7GF EVO	14 >	OBD	B	7000
Fiorino 1.5 I.E. / 1.6 I.E.	IAW-G6/G7	93 – 96	OBD + FIAT	L / H	7000
Fiorino 1.5 MPI	IAW-1G7	97 – 99	OBD + FIAT	L	7000
Fiorino 1.6 MPI (*)	Motronic 1.5.4	95 – 99	OBD + FIAT	H	7000
Freemont 2.4 16V VVT	Continental	11 >	OBD	B	7000
Idea 1.4 8V Flex	Motronic ME7.9.9	05 >	OBD	B	7000
Idea 1.6 16V E.torQ	IAW-7GF	10 >	OBD	B	7000
Idea 1.8 8V Flex	Delphi MT27E	05 >	OBD	B	7000
Idea 1.8 8V Flex	IAW-4DF	09 >	OBD	B	7000
Idea 1.8 16V E.torQ	IAW-7GF	10 >	OBD	B	7000

Modelos	Sistema	Ano	Conector	Posição	Scanner
Sistema de Injeção Otto / Sistema de Inyección Otto					
Linea 1.4 16V T-JET	Motronic ME7.9.10	09 >	OBD	B	7000
Linea 1.8 16V E.torQ	IAW-7GF	10 >	OBD	B	7000
Linea 1.9 16V	IAW-4DF	09 >	OBD	B	7000
Marea 1.2 16V	Motronic M1.5.5	98 – 99	OBD + FIAT	L	7000
Marea 1.6 16V	IAW-1AF	96 – 99	OBD + FIAT	L	7000
Marea 1.6 16V	IAW-49F ou IAW-59F	00 >	OBD + FIAT	L	7000
Marea 1.8 16V	Hitachi M159	99 >	OBD + FIAT	M	7000
Marea Weekend 1.8 16V	Hitachi M159	99 >	OBD + FIAT	M	7000
Marea 2.0 20V	Motronic 2.10.4	98 >	OBD + FIAT	J / K	7000
Marea Weekend 2.0 20V	Motronic 2.10.4	98 >	OBD + FIAT	J / K	7000
Marea 2.4 20V	Motronic ME3.1	00 >	OBD + FIAT	M	7000
Marea Weekend 2.4 20V	Motronic ME3.1	00 >	OBD + FIAT	M	7000
Marea Turbo	Motronic 2.10.4	98 >	OBD + FIAT	J / K	7000
Marea Weekend Turbo	Motronic 2.10.4	98 >	OBD + FIAT	J / K	7000
Mobi	Bosch ME17.3.0 29 Bits	16 >	OBD	A	7000
Palio 1.0 MPI	IAW-1G7	96 – 00	OBD + FIAT	L	7000
Palio 1.5 MPI	IAW-1G7	96 – 00	OBD + FIAT	L	7000
Palio 1.0 8V Fire	IAW-59F ou IAW-4AF	00 – 03	OBD ou OBD+FIAT	B / K	7000
Palio 1.0 8V Fire	IAW-4SF	04 – 07	OBD ou OBD+FIAT	B / K	7000
Palio 1.0 8V Flex	IAW-4SF	04 – 07	OBD ou OBD+FIAT	B / K	7000
Palio 1.0 8V Flex	IAW-4DF	07 – 10	OBD ou OBD+FIAT	B / O	7000
Palio 1.0 8V Flex	IAW-4GF	10 >	OBD ou OBD+FIAT	B / O	7000
Palio (Novo) 1.0 8V flex	IAW 7GF EVO	12 >	OBD	B	7000
Palio 1.0 16V Fire	Motronic ME7.3H4	01 – 02	OBD ou OBD+FIAT	B / O	7000
Palio 1.0 16V Fire	Motronic ME7.9.6	02 >	OBD ou OBD+FIAT	B / O	7000
Palio 1.0 16V Fire	IAW-5NF	02 >	OBD ou OBD+FIAT	B / O	7000
Palio 1.3 8V Fire	IAW-4AF	02 >	OBD ou OBD+FIAT	B / K	7000
Palio 1.3 8V Flex	IAW-4AF	03 >	OBD ou OBD+FIAT	B / K	7000
Palio 1.3 16V Fire	Motronic ME7.3H4	0	OBD + FIAT	O	7000
Palio 1.3 16V Fire	Motronic ME7.3H4	01 – 02	OBD ou OBD+FIAT	B / O	7000
Palio 1.3 16V Fire	Motronic ME7.9.6	02 >	OBD ou OBD+FIAT	B / O	7000
Palio 1.3 16V Fire	IAW-5NF	02 >	OBD ou OBD+FIAT	B / O	7000
Palio 1.4 8V Flex	IAW-4SF	05 – 09	OBD	B	7000
Palio 1.4 8V Flex	IAW-4GF	10 >	OBD	B	7000
Palio (Novo) 1.4 8V flex	IAW 7GF EVO	12 >	OBD	B	7000
Palio 1.5 8V MPI	IAW-1G7	96 – 01	OBD + FIAT	L	7000
Palio 1.6 SPI	IAW-G6/G7	97 – 98	OBD + FIAT	L / H	7000
Palio 1.6 SPI	IAW-1G7	98 – 99	OBD + FIAT	L / H	7000
Palio 1.6 MPI	IAW-1G7	99 – 00	OBD + FIAT	L / H	7000
Palio 1.6 16V	IAW-1AB	96 – 99	OBD + FIAT	L	7000
Palio 1.6 16V	IAW-49F ou IAW-59F	00 >	OBD	B	7000
Palio 1.6 16V E.TorQ	IAW-7GF	10 >	OBD	B	7000
Palio (Novo) 1.6 16V E.torQ	IAW 7GF EVO	12 >	OBD	B	7000
Palio 1.8 8V	IAW-5NF	02 – 03	OBD	B	7000
Palio 1.8 8V	IAW-4SF	4	OBD	B	7000
Palio 1.8 8V Flex	IAW-4SF	04 >	OBD	B	7000
Palio 1.8 8V Flex	FPT IAW-4DF	08 >	OBD	B	7000
Palio 1.8 8V R Flex	Delphi MT27E	05 >	OBD	B	7000
Panda 1.0 / 1.1 I.E.	Mono-Jetronic A2.2	87 – 92	OBD + FIAT	H	7000
Premio 1.5 I.E. / 1.6 I.E.	IAW-G6/G7	93 – 96	OBD + FIAT	L / H	7000
Punto 75 1.2 8V	IAW-49F	98 >	OBD	B	7000
Punto 1.4 8V Flex	Motronic ME7.9.9	07 >	OBD	B	7000
Punto 1.4 8V flex	IAW 4DF	07 >	OBD	B	7000
Punto 1.4 16V T-JET	Motronic ME7.9.10	09 >	OBD	B	7000
Punto 1.6 16V E-torQ Flex	IAW-7GF	10 >	OBD	B	7000
Punto 1.8 16V	Hitachi M159	99 >	OBD	M	7000
Punto 1.8 8V Flex	Delphi MT27E	07 >	OBD	B	7000
Punto 1.8 16V E-torQ Flex	IAW-7GF	10 >	OBD	B	7000
Regata / Ritimo 75/90 I.E.	Mono-Jetronic A2.2	87 – 90	OBD + FIAT	H	7000
Siena 1.0 8V Fire	IAW-59F ou IAW-4AF	00 – 03	OBD	B	7000
Siena 1.0 8V Fire	IAW-4SF	04 – 07	OBD	B	7000
Siena 1.0 8V Flex	IAW-4SF	05 – 07	OBD	B	7000
Siena 1.0 8V Flex	IAW-4DF	07 – 10	OBD	B	7000
Siena 1.0 8V Flex	IAW-4GF	07 – 10	OBD	B	7000
Siena (Grand) 1.4 8V flex	IAW 7GF EVO	12 >	OBD	B	7000
Siena 1.0 16V Fire	Motronic ME7.3H4	01 – 02	OBD	B	7000
Siena 1.0 16V Fire	Motronic ME7.9.6	02 >	OBD	B	7000
Siena 1.0 16V Fire	IAW-5NF	02 >	OBD	B	7000
Siena 1.3 8V Fire	IAW-4AF	02 >	OBD	B	7000
Siena 1.3 8V Flex	IAW-4AF	04 >	OBD	B	7000
Siena 1.3 16V Fire	Motronic ME7.3H4	0	OBD + FIAT	O	7000
Siena 1.3 16V Fire	Motronic ME7.3H4	01 – 02	OBD	B	7000
Siena 1.3 16V Fire	Motronic ME7.9.6	02 >	OBD	B	7000
Siena 1.3 16V Fire	IAW-5NF	02 >	OBD	B	7000
Siena 1.4 8V Flex	IAW-4SF	05 – 09	OBD	B	7000
Siena 1.4 8V Flex	IAW-4GF	10 >	OBD	B	7000
Siena 1.4 8V TetraFuel	IAW-4GF	06 >	OBD	L / H	7000
Grand Siena 1.4 Evo TetraFuel	Marelli IAW-7GF TT	13 – 16	OBD	B	7000
Siena 1.6 SPI	IAW-G6/G7	97 – 98	OBD + FIAT	L / H	7000
Siena 1.6 SPI	IAW-1G7	98 – 99	OBD + FIAT	L / H	7000
Siena 1.6 MPI	IAW-1G7	99 – 00	OBD + FIAT	L	7000
Siena 1.6 16V	IAW-1AB	97 – 99	OBD + FIAT	B	7000

Modelos	Sistema	Ano	Conector	Posição	Scanner
Sistema de Injeção Otto / Sistema de Inyección Otto					
Siena 1.6 16V	IAW-49F ou IAW-59F	10 >	OBD	B	7000
Siena (Grand) 1.6 16V E.torQ	IAW 7GF EVO	12 >	OBD	B	7000
Siena 1.8 8V	IAW-5NF	03 – 04	OBD	B	7000
Siena 1.8 8V Flex	IAW-4SF	05 >	OBD	B	7000
Siena 1.8 8V Flex	FPT IAW-4DF	08 >	OBD	B	7000
Stilo 1.8 8V	Delphi HSF1 2.3	02 >	OBD	B	7000
Stilo 1.8 8V Flex	Delphi MT27E	05 >	OBD	B	7000
Stilo 1.8 16V	Delphi HSF1 2.3	02 >	OBD	B	7000
Stilo 2.4 20V	Motronic ME3.1	02 >	OBD	B	7000
Stilo FL 1.8 8V Flex	IAW-4DF	09 >	OBD	B	7000
Strada 1.3 8V Fire	IAW-4AF	02 >	OBD	B	7000
Strada 1.3 8V Flex	IAW-4AF	04 >	OBD	B	7000
Strada 1.4 8V Flex	IAW-4SF	05 >	OBD	L	7000
Strada 1.4 8V flex	IAW 7GF EVO	12 >	OBD	B	7000
Strada 1.5 MPI	IAW-1G7	98 – 00	OBD + FIAT	L	7000
Strada 1.6 16V	IAW-1AB	– 99	OBD + FIAT	B	7000
Strada 1.6 16V	IAW-49F / 59F	00 >	OBD	B	7000
Strada 1.6 16V E.torQ	IAW 7GF EVO	10 >	OBD	B	7000
Strada 1.8 8V	IAW-5NF	03 – 04	OBD	B	7000
Strada 1.8 8V Flex	IAW-4SF	05 >	OBD	B	7000
Strada 1.8 8V Flex	Delphi MT27E	05 >	OBD	B	7000
Strada 1.8 8V Flex	FPT IAW-4DF	08 >	OBD	H	7000
Tempra 1.6 i.e	Mono-Jetronic A2.2	90 – 92	OBD + FIAT	H	7000
Tempra 2.0 8V	IAW-G6/G7	93 – 99	OBD + FIAT	H	7000
Tempra 2.0 16V	IAW-P8	93 – 94	OBD + FIAT	H	7000
Tempra 2.0 SW	IAW-P8	95 – 97	OBD + FIAT	K	7000
Tempra 2.0 16V	IAW-G7.25	95 – 99	OBD + FIAT	H	7000
Tempra Turbo / Stile 2.0	Motronic 1.5.2	95 – 99	OBD + FIAT	H	7000
Tipo 1.6 i.e	Mono MA 1.7	94 – 95	OBD + FIAT	JH	7000
Tipo 1.6 MPI (*)	Motronic 1.5.4	96 – 97	OBD + FIAT	K	7000
Tipo 2.0	IAW-P8	94 – 96	OBD + FIAT	H	7000
Tipo 2.0 16V	IAW-P8A	95	OBD + FIAT	H	7000
Toro 1.8 16V EVO Torque Flex	Marelli IAW-10GF	2016 >	OBD	A	7000
Uno 45 /70 /75 /1.1 i.e	Mono-Jetronic A2.2	87 – 94	OBD + FIAT	J	7000
Uno 1.0 MilleEletronic	MICROPLEX	93 – 95	OBD + FIAT	L	7000
Uno 1.0 I.E. (EP)	IAW-G7.11	95 – 96	OBD + FIAT	L	7000
Uno 1.0 I.E.	IAW-G7	97 – 99	OBD + FIAT	L / K	7000
Uno 1.0 Fire	IAW-59F	01 >	OBD + FIAT	K	7000
Uno 1.0 Fire	IAW-4AFB	02 >	OBD + FIAT	K	7000
Uno 1.0 8V Flex	IAW-4SF	04 >	OBD ou OBD+FIAT	B / K	7000
Uno 1.0 8V Flex	IAW-4CF.UF	10 >	OBD	B	7000
Uno 1.0 EVO 8V Flex	IAW-7GF	10 >	OBD	B	7000
Uno 1.0 6V GSE	IAW10GF	2016 >	OBD	A	7000
Uno 1.3 GSE	IAW10GF	2016 >	OBD	A	7000
Uno 1.4 EVO 8V Flex	IAW-7GF	10 >	OBD	B	7000
Uno 1.4 EVO 8V Flex	Bosch ME17.3.0 29 Bits	14 >	OBD	B	7000
Uno 1.5 I.E. /1.6 I.E.	IAW-G6 / G7	93 – 96	OBD + FIAT	L / H	7000
Uno 1.6 MPI (*)	Motronic 1.5.4	95 – 96	OBD + FIAT	H	7000

Sistema de Injeção Diesel / Sistema de Inyección Diesel

Brava 1.9 JTD 105	Bosch EDC-15C	99 >	OBD + FIAT	K	7000
Brava 1.9 JTD 100	Bosch EDC-15C7	01 >	OBD	B	7000
Bravo 1.9 JTD 105	Bosch EDC-15C	99 >	OBD + FIAT	K	7000
Bravo 1.9 JTD 100	Bosch EDC-15C7	01 >	OBD	B	7000
Dobló 1.9 Diesel	Lucas EPIC DCU3F	00 >	OBD	B	7000
Dobló 1.9 JTD	Bosch EDC-15C7	01 >	OBD	B	7000
Ducato 2.0 JTD	Bosch EDC-15C7	01 >	OBD ou OBD+FIAT	J ou B	7000
Ducato 2.3 JTD	Bosch EDC-15C7	01 >	OBD ou OBD+FIAT	J ou B	7000
Ducato 2.3 MultiJet	Bosch EDC-1639	10 >	OBD	B	7000
Ducato 2.3 MultiJet Economy	Marelli MM8DF3	11 >	OBD	B	7000
Ducato 2.8 JTD	Bosch EDC-15C7	01 >	OBD ou OBD+FIAT	J ou B	7000
Marea 1.9 JTD 105	Bosch EDC-15C	99 >	OBD + FIAT	K	7000
Marea 1.9 JTD 110	Bosch EDC-15C7	01 >	OBD	B	7000
Multipla 1.9 JTD 105	Bosch EDC-15C	99 >	OBD	B	7000
Multipla 1.9 JTD 110	Bosch EDC-15C7	01 >	OBD	B	7000
Palio 1.9 Diesel	Lucas EPIC DCU3F	00 >	OBD	B	7000
Palio 1.9 JTD	Bosch EDC-15C7	01 >	OBD	B	7000
Punto 1.9 JTD	Bosch EDC-15C / C7	99 >	OBD	B	7000
Punto 1.9 Diesel	Lucas EPIC DCU3F	00 >	OBD	B	7000
Stilo 1.9 JTD 80	Bosch EDC-15C7	01 >	OBD	B	7000
Stilo 1.9 JTD 115	Bosch EDC-15C7	01 >	OBD	B	7000
Siena 1.9 Diesel	Lucas EPIC DCU3F	00 >	OBD	B	7000
Siena 1.9 JTD	Bosch EDC-15C7	01 >	OBD	B	7000
Strada 1.9 Diesel	Lucas EPIC DCU3F	00 >	OBD	B	7000
Strada 1.9 JTD	Bosch EDC-15C7	01 >	OBD	B	7000
Toro 2.0 TD	Bosch EDC17C69	16 >	OBD	A	7000

Sistema de ABS

500	Bosch - ESC8 29 Bits	11 >	OBD	B	7000
Argo	ABS/ESP – Bosch BSM	17 >	OBD + ADAP. FCA	B	7000
Brava	Lucas EBC-430	99 >	OBD + FIAT	M	7000
Bravo	Bosch 8.0	10 >	OBD	B	7000

Modelos	Sistema	Ano	Conector	Posição	Scanner
Sistema de Injeção Otto / Sistema de Inyección Otto					
Doblo	Teves MK20	09 >	OBD	A	7000
Idea	Bosch 8.0	05 >	OBD	B	7000
Fiorino 1.4 8V EVO	Bosch 8.0 / 8.1	14 >	OBD	B	7000
Freemont 2.4 16V	ABS ESP - Ate	2012 >	OBD	A	7000
Linea	Bosch 8.0	09 >	OBD	B	7000
Marea	Lucas EBC-430	98 >	OBD + FIAT	M	7000
Mobi	ABS - EBM Bosch	16 >	OBD	B	7000

Sistema de ABS

Coupe 2.0 16V	Bosch 2E	95 - 96	OBD + FIAT	M	7000
Palio / Siena / Strada	Bosch 5.3	93 - 99	OBD + FIAT	M	7000
Palio / Siena / Strada	Bosch 5.3	00 >	OBD	B	7000
Palio / Siena / Strada	Bosch 8.0	10 - 11	OBD	B	7000
Palio / Siena / Strada	Bosch 9.0	12 >	OBD	B	7000
Palio / Siena / Strada	ABS - Teves MK70	12 >	OBD	B	7000
Palio (Novo) 1.0 / 1.4 / 1.6	Teves MK70	12 >	OBD	B	7000
Palio (Novo) 1.0 / 1.4 / 1.6	Bosch 9	12 >	OBD	B	7000
Punto	Bosch 8.0	07 >	OBD	B	7000
Stilo	Bosch 5.7	02 >	OBD	B	7000
Stilo	Bosch 8.0	05 >	OBD	B	7000
Strada 1.4 8V flex	Bosch 9	12 >	OBD	B	7000
Strada 1.4 8V flex	Teves MK70	12 >	OBD	B	7000
Strada 1.6 8V E.torQ	Bosch 9	10 >	OBD	B	7000
Strada 1.6 8V E.torQ	Teves MK70	10 >	OBD	B	7000
Tempra 2.0 16V	Bosh 2E	93 - 99	OBD + FIAT	M	7000
Tempra 2.0 SW	Bosh 2E	95 - 97	OBD + FIAT	M	7000
Tempra Turbo/Stile	Bosh 2E	95 - 99	OBD + FIAT	M	7000
Toro	ABS/ESP - Continental	16 >	OBD + ADAP. FCA	B	7000
Uno 1.0 8V	Bosch 8.0 / 8.1	10 >	OBD	B	7000
Uno	Bosch - 29Bits	14 >	OBD	B	7000

Sistema de Air Bag

500	TRW - 29Bits	11 >	OBD	B	7000
Argo	Continental ORC	17 >	OBD + ADAP. FCA	B	7000
Brava / Bravo	BREED / BREED MY97	98 >	OBD + FIAT	G	7000
Bravo	Continental	10 >	OBD	A	7000
Coupe	TRW 2	95 - 00	OBD + FIAT	G	7000
Idea	TRW	05 >	OBD	B	7000
Fiorino 1.4 8V EVO	Continental	14 >	OBD	B	7000
Freemont 2.4 16V	AIRBAG Continental	2012 >	OBD	A	7000
Linea	AUTOLIV	09 >	OBD	A	7000
Marea	ALLIED SIGNAL	98 >	OBD + FIAT	Q	7000
Marea	ALLIED MY97	98 >	OBD + FIAT	Q	7000
Marea	BREED MY97	98 >	OBD + FIAT	Q	7000
Mobi 1.0 EVO 8V	TRW ORC	16 >	OBD	B	7000
Punto	TRW 2	93 - 00	OBD	G	7000
Stilo	Siemens MY99	02 >	OBD	B	7000
Palio / Siena / Strada	TRW2 / TRW MY97	96 - 00	OBD + FIAT	G	7000
Palio / Siena / Strada	TRW MY97	00 >	OBD	B	7000
Palio / Siena / Strada	Continental	12 >	OBD	B	7000
Palio / Siena / Strada	TRW (OBD BUS)	12 >	OBD	B	7000
Palio (Novo) 1.0 / 1.4 / 1.6	TRW OBD	12 >	OBD	B	7000
Palio (Novo) 1.0 / 1.4 / 1.6	Continental	12 >	OBD	B	7000
Punto 1.4 / 1.6 / 1.8	MY06	07 >	OBD	B	7000
Siena (Grand) 1.4 / 1.6	Continental	12 >	OBD	B	7000
Siena (Grand) 1.4 / 1.6	TRW OBD	12 >	OBD	B	7000
Strada 1.4 8V flex	Continental	12 >	OBD	B	7000
Strada 1.4 8V flex	TRW OBD	12 >	OBD	B	7000
Strada 1.6 8V E.torQ	Continental	10 >	OBD	B	7000
Strada 1.6 8V E.torQ	TRW OBD	10 >	OBD	B	7000
Toro	BOSCH ORC	16 >	OBD + ADAP. FCA	B	7000
Uno 1.0 6V GSE	TRW ORC	16 >	OBD	B	7000
Uno	Continental	10 - 14	OBD	B	7000
Uno	Continental - 29 Bits	14 >	OBD	B	7000

Sistema de Alarme

Bravo	Marelli nanoFlorence	10 >	OBD	A	7000
Doblò	Ve. N. I. C. E.	01 >	OBD	B	7000
Idea	Ve.N.I.C.E II	05 >	OBD	B	7000
Linea	Marelli nanoFlorence	09 >	OBD	A	7000
Palio / Siena / Strada	Ve. N. I. C. E.	00 >	OBD	B	7000
Palio	Ve.N.I.C.E II	05 >	OBD	B	7000
Palio (Novo) 1.0 / 1.4 / 1.6	Ve.N.I.C.E IV	12 >	OBD	B	7000
Palio (Novo) 1.0 / 1.4 / 1.6	Ve.N.I.C.E V	12 >	OBD	B	7000
Punto Novo	Ve. N. I. C. E.	00 >	OBD	B	7000
Siena (Grand) 1.4 / 1.6	Ve.N.I.C.E IV	12 >	OBD	B	7000
Siena (Grand) 1.4 / 1.6	Ve.N.I.C.E V	12 >	OBD	B	7000
Stilo	Florence	03 - 08	OBD	B	7000
Stilo FL	nanoFlorence	09 >	OBD	B	7000

Sistema de Body Computer (Central Elétrica)

500	Delphi	10 >	OBD	B	7000
-----	--------	------	-----	---	------

Modelos	Sistema	Ano	Conector	Posição	Scanner
Sistema de Body Computer (Central Elétrica)					
Argo	Magneti Marelli	17 >	OBD	B	7000
Bravo	Marelli nanoFlorence	10 >	OBD	A	7000
Doblò	Ve. N. I. C.E	01 >	OBD	B	7000
Doblò	Ve. N. I. C.E II	10 >	OBD	B	7000
Fiorino 1.4 8V EVO	Immo Continental		OBD	B	7000
Idea	Ve. N. I. C.E II	05 >	OBD	B	7000
Linea	Marelli nanoFlorence	09 >	OBD	A	7000
Mobi	Continental	16 >	OBD	B	7000
Novo Uno	Continental	14 >	OBD	B	7000
Palio / Siena / Strada	Ve. N. I. C.E	00 – 03	OBD	B	7000
Palio / Siena / Strada	Ve. N. I. C.E II	04 >	OBD	B	7000
Palio / Siena	Ve. N. I. C.E III	07 >	OBD	B	7000
Palio (Novo) 1.0 / 1.4 / 1.6	Ve.N.I.C.E I V	12 >	OBD	B	7000
Palio (Novo) 1.0 / 1.4 / 1.6	Ve.N.I.C.E V	12 >	OBD	B	7000
Punto	Ve. N. I. C.E	02 >	OBD	B	7000
Siena (Grand) 1.4 / 1.6	Ve.N.I.C.E IV	12 >	OBD	B	7000
Siena (Grand) 1.4 / 1.6	Ve.N.I.C.E V	12 >	OBD	B	7000
Stilo	Florence	02 – 08	OBD	B	7000
Stilo FL	nanoFlorence	09 >	OBD	B	7000
Strada 1.4 8V flex	Ve.N.I.C.E IV	12 >	OBD	B	7000
Strada 1.4 8V flex	Ve.N.I.C.E IV	10 >	OBD	B	7000
Strada 1.6 16V E.torQ	Ve.N.I.C.E V	12 >	OBD	B	7000
Strada 1.6 16V E.torQ	Ve.N.I.C.E V	10 >	OBD	B	7000
Toro	Marelli	16 >	OBD	B	7000
Uno 1.0 8V	Immo Continental	10 >	OBD	B	7000

Sistema de Imobilizador / Sistema de Imobilizador

500	Delphi	10 >	OBD	B	7000
Argo	Magneti Marelli	17 >	OBD	B	7000
Bravo	Marelli nanoFlorence	10 >	OBD	A	7000
Doblò	Ve.N.I.C.E / IMOB	01 >	OBD	B	7000
Fiorino 1.4 8V EVO	Immo Continental	14 >	OBD	B	7000
Idea	Ve.N.I.C.E II / IMOB	05 >	OBD	B	7000
Linea	Marelli nanoFlorence	09 >	OBD	A	7000
Mobi	Continental	16 >	OBD	B	7000
Novo Uno	Continental	14 >	OBD	B	7000
Palio / Siena / Strada	FIAT CODE	96 – 00	OBD + FIAT	B	7000
Palio / Siena / Strada	Ve.N.I.C.E / IMOB	00 – 03	OBD	B	7000
Palio / Siena / Strada	Ve.N.I.C.E II / IMOB	04 >	OBD	B	7000
Palio / Siena	Ve.N.I.C.E III	07 >	OBD	B	7000
Palio (Novo) 1.0 / 1.4 / 1.6	Ve.N.I.C.E I V	12 >	OBD	B	7000
Palio (Novo) 1.0 / 1.4 / 1.6	Ve.N.I.C.E V	12 >	OBD	B	7000
Punto Novo	Ve.N.I.C.E / IMOB	00 >	OBD	B	7000
Siena (Grand) 1.4 / 1.6	Ve.N.I.C.E IV	12 >	OBD	B	7000
Siena (Grand) 1.4 / 1.6	Ve.N.I.C.E V	12 >	OBD	B	7000
Stilo	IMOB (Florence)	02 – 08	OBD	B	7000
Stilo FL	IMOB (nanoFlorence)	09 >	OBD	B	7000
Strada 1.4 8V flex	Ve.N.I.C.E IV	12 >	OBD	B	7000
Strada 1.4 8V flex	Ve.N.I.C.E V	12 >	OBD	B	7000
Strada 1.6 8V E.torQ	Ve.N.I.C.E IV	10 >	OBD	B	7000
Strada 1.6 8V E.torQ	Ve.N.I.C.E V	10 >	OBD	B	7000
Toro	Marelli	16 >	OBD	B	7000
Uno 1.0 8V	Immo Continental	10 >	OBD	B	7000

Sistema de Painel de Instrumentos

500	Magneti Marelli	10 >	OBD	B	7000
Argo	Magneti Marelli	17 >	OBD	B	7000
Bravo	Marelli nanoFlorence	10 >	OBD	B	7000
Doblò	Ve.N.I.C.E	01 >	OBD	B	7000
Idea	Ve.N.I.C.E II	09 >	OBD	B	7000
Linea	Ve.N.I.C.E	05 >	OBD	B	7000
Freemont 2.4 16V	PAINEL DE INSTRUMENTOS	12 >	OBD	A	7000
Novo Uno (**)	Painel Continental	12 – 14	OBD	A	7000
Mobi	Marelli	16 >	OBD	B	7000
Novo Uno	Marelli	14 >	OBD	B	7000
Palio / Siena / Strada	Marelli nanoFlorence	00 – 03	OBD	B	7000
Palio / Siena / Strada	Ve.N.I.C.E II	04 >	OBD	B	7000
Palio / Siena	Ve.N.I.C.E III	07 >	OBD	B	7000
Palio / Siena / Strada (**)	Painel VDO	10 >	OBD	B	7000
Palio / Siena / Strada (**)	Painel Marelli	10 >	OBD	B	7000
Palio (Novo) 1.0 / 1.4 / 1.6	IC TP08 (ID48)	12 >	OBD	B	7000
Palio 1.6 16V E.torQ	IC TP08 (ID48)	10 >	OBD	B	7000
Palio 1.8 8V E.torQ	IC TP08 (ID48)	02 >	OBD	B	7000
Palio 1.8 R 8V Flex	IC TP08 (ID48)	05 >	OBD	B	7000
Punto	Ve.N.I.C.E	00 >	OBD	B	7000
Siena (Grand) 1.4 / 1.6	IC TP08 (ID48)	12 >	OBD	B	7000
Siena (Grand) 1.4 / 1.6	IC TP08 (ID48)	05 >	OBD	B	7000
Stilo	VISTEON (Florence)	00 – 08	OBD	B	7000
Stilo FL	VISTEON (nanoFlorence)	09 >	OBD	B	7000
Strada 1.4 8V flex	IC TP08 (ID48)	12 >	OBD	B	7000
Strada 1.6 16V E.torQ	IC TP08 (ID48)	10 >	OBD	B	7000
Strada 1.6 16V E.torQ	IC TP08 (ID48)	10 >	OBD	B	7000

Modelos	Sistema	Ano	Conector	Posição	Scanner
---------	---------	-----	----------	---------	---------

Sistema de Painel de Instrumentos

Toro	Marelli	16 >	OBD	B	7000
Uno 1.0 8V	IC TP08 (ID48)	10 >	OBD	B	7000

Sistema de Transmissão Automática / Sistema de Transmisión Automática

500	Câmbio Robotizado MTA 29Bits	11 >	OBD	B	7000
500	AT6 – AISIN – AF25	10 >	OBD	B	7000
Argo	AT6 – AISIN	17 >	OBD	B	7000
Argo	Magneti Marelli GSR C513	17 >	OBD	B	7000
Bravo / Punto	Câmbio Robotizado MTA	10 >	OBD	B	7000
Idea	Câmbio Robotizado MTA	09 >	OBD	B	7000
Freemont 2.4 16V	Transmissão Automática – AT6	2012 >	OBD	A	7000
Linea	Câmbio Robotizado MTA	09 >	OBD	B	7000
Palio	Citymatic	99 – 00	OBD + FIAT	M	7000
Palio	Câmbio Robotizado MTA	09 >	OBD	B	7000
Palio (Novo) 1.4 / 1.6	Câmbio Robotizado MTA	12 >	OBD	B	7000
Siena	Câmbio Robotizado MTA	09 >	OBD	B	7000
Siena (Grand) 1.4 / 1.6	Câmbio Robotizado MTA	12 >	OBD	B	7000
Strada 1.4 8V flex	Câmbio Robotizado MTA	12 >	OBD	B	7000
Strada 1.6 16V E.torQ	Câmbio Robotizado MTA	12 >	OBD	B	7000
Stilo FL	Câmbio Robotizado MTA	09 >	OBD	B	7000
Toro	AT6 – AISIN	16 >	OBD	B	7000
Toro	AT9 – ZF	16 >	OBD	B	7000
Toro	Sistema Alavanca Cambio – ZF	16 >	OBD	B	7000
Uno	Câmbio Robotizado MTA 29Bits	14 >	OBD	B	7000

Sistema de Diagnóstico Rede CAN BUS

Bravo 1.8 16V	OBD Bus IC	10 >	OBD	B	7000
Doblo 1.3 / 1.4 / 1.6 / 1.8	OBD Bus IC	05 >	OBD	B	7000
Fiorino 1.4 8V EVO	OBD Bus IC	14 >	OBD	B	7000
Idea 1.4 / 1.6 / 1.8	OBD Bus IC	05 >	OBD	B	7000
Linea 1.4 / 1.8 / 1.9	OBD Bus IC	08 >	OBD	B	7000
Palio (Novo) 1.0 / 1.4 / 1.6	OBD Bus IC	12 >	OBD	B	7000
Palio 1.0 / 1.3 / 1.4 / 1.6 / 1.8	OBD Bus IC	05 >	OBD	B	7000
Siena (Grand) 1.4 / 1.6	OBD Bus IC	05 >	OBD	B	7000
Siena 1.0 / 1.3 / 1.4 / 1.6 / 1.8	OBD Bus IC	05 >	OBD	B	7000
Strada 1.0 / 1.3 / 1.4 / 1.6 / 1.8	OBD Bus IC	05 >	OBD	B	7000
Uno 8V EVO	OBD Bus IC	14 >	OBD	B	7000
Punto 1.4 / 1.6 / 1.8	OBD Bus IC	07 >	OBD	B	7000

Sistema Controle das Portas

Toro	DMM Continental (retrovisores)	16 >	OBD	B	7000
------	--------------------------------	------	-----	---	------

Sistema Controle de Tração

Toro	DTCM	16 >	OBD	B	7000
------	------	------	-----	---	------

Sistema Porta Lado Condutor / Sistema Puerta Lado Conductor

Stilo	Bitron (NPG)	02 >	OBD	B	7000
-------	--------------	------	-----	---	------

Sistema Porta Lado Passageiro / Sistema Puerta Lado Pasajero

Stilo	Bitron (NPP)	02 >	OBD	B	7000
-------	--------------	------	-----	---	------

Sistema Banco Lado Condutor / Sistema Asiento Lado Conductor

Stilo	Lear (NAG)	02 >	OBD	B	7000
-------	------------	------	-----	---	------

Sistema Banco Lado Passageiro / Sistema Asiento Lado Pasajero

Stilo	Lear (NAP)	02 >	OBD	B	7000
-------	------------	------	-----	---	------

Sistema Ângulo da Direção / Sistema Ângulo de la Dirección

Stilo	TRW (NAS)	02 >	OBD	B	7000
-------	-----------	------	-----	---	------

Sistema Porta Malas / Sistema Maleteiro

Stilo	Bitron (NVB)	02 >	OBD	B	7000
-------	--------------	------	-----	---	------

Sistema Auxilio de Estacionamento / Sistema Auxilio de Aparcamiento

Stilo	Valeo (NSP)	02 >	OBD	B	7000
Toro	PAM Bosch e PAM 12 canais	16 >	OBD + ADAP. FCA	B	7000

Sistema Passive Entry / Sistema Passive Entry

Stilo	Delphi (NPE)	02 >	OBD	B	7000
-------	--------------	------	-----	---	------

Sistema Info Telemático / Sistema Info Telematico

Stilo	M. Marelli (NIT)	02 >	OBD	B	7000
Toro	Telemática – ETM Herman	16 >	OBD	B	7000

Sistema Ar Condicionado / Sistema Climatización

Stilo	M. Marelli (NCL)	02 >	OBD	B	7000
-------	------------------	------	-----	---	------

Sistema de Direção Assistida

500	EPS Delphi	10 >	OBD	B	7000
Argo	EPS Nexteer	17 >	OBD + ADAP. FCA	B	7000
Bravo	EPS (TRW)	10 >	OBD	A	7000
Linea	EPS (TRW)	09 >	OBD	A	7000

FIAT

Modelos	Sistema	Ano	Conector	Posição	Scanner
Sistema de Direção Assistida					
Stilo / Stilo FL	EPS (TRW)	02 >	OBD	B	7000
Toro	EPS (TRW)	16 >	OBD + ADAP. FCA	B	7000

Sistema FPS – Sistema de proteção contra incêndio

500	FPS – Bloqueio de Combustível	10 >	OBD	B	7000
Argo	FPS – Bloqueio de Combustível	17 >	OBD	B	7000
Uno	FPS – Bloqueio de Combustível	16 >	OBD	B	7000
Toro	FPS – Bloqueio de Combustível	14 >	OBD	B	7000

FORD

Modelos	Sistema	Ano	Conector	Posição	Scanner
---------	---------	-----	----------	---------	---------

Sistema de Injeção Otto / Sistema de Inyección Otto

Aerostar 4.0	EEC-IV	92 – 95	OBD + EC4	M	7000
Aerostar 4.0 V6	EEC-V	96 >	OBD	B	7000
Cougar 2.0 16V	EEC-V	98 >	OBD	B	7000
Cougar 2.5 24V	EEC-V	98 >	OBD	B	7000
Courier 1.3 8V	EEC-V	97 – 99	OBD	A	7000
Courier 1.4 16V	EEC-V	97 – 99	OBD	A	7000
Courier 1.6 8V (ROCAM)	EEC-V	99 – 01	OBD	A	7000
Courier 1.6 8V Flex	Marelli IAW-4CFR	08 >	OBD	C	7000
EcoSport 1.0 (SuperCharger)	EEC-VI	03 >	OBD	C	7000
EcoSport 1.6 8V (ROCAM)	EEC-VI	03 >	OBD	C	7000
EcoSport 1.6 8V Flex	Marelli IAW-4AFR	05 >	OBD	C	7000
EcoSport 1.6 8V Flex	Marelli IAW-4CFR	08 >	OBD	C	7000
EcoSport 1.6 16V Sigma	FoMoCo - EMS2213	12 >	OBD	A	7000
Ecosport 1.6 16V	Marelli IAW-7GFR	2012 >	OBD	B	7000
EcoSport 2.0 16V (Duratec)	EEC-VI	03 >	OBD	C	7000
EcoSport 2.0 16V Flex	Bosch ME17.5.8 MAP	09 – 11	OBD	C	7000
EcoSport 2.0 16V	FoMoCo (Bosch)	10 – 12	OBD	C	7000
EcoSport 2.0 16V	FoMoCo	12 >	OBD	A	7000
EcoSport 2.0 flex	FoMoCo Direct flex	12 >	OBD	B	7000
EcoSport 2.0 flex	IAW 7GFR	12 >	OBD	B	7000
Escort 1.3 8V (Endura E)	EEC-V	96 >	OBD	A	7000
Escort 1.6 8V CFI	EEC-IV	94 – 96	OBD + EC4	N	7000
Escort 1.6 8V (ROCAM)	EEC-V	00 – 01	OBD	A	7000
Escort 1.8 8V CFI	EEC-IV	94 – 96	OBD + EC4	N	7000
Escort 1.8 16V (ZETEC)	EEC-IV / (DLC)	97 – 01	OBD	I	7000
Escort 2.0 8V EFI	EEC-IV	95 – 96	OBD + EC4	N	7000
Expedition 4.6 V8	EEC-V	97 >	OBD	B	7000
Expedition 5.4 V8	EEC-V	97 >	OBD	B	7000
Explorer 4.0 V6	EEC-IV (3 Dígitos)	92 – 96	OBD + EC4	K	7000
Explorer 4.0 V6	EEC-V	96 – 01	OBD	C	7000
Explorer 5.0 V6	EEC-IV	92 – 95	OBD + EC4	K	7000
Explorer 5.0 V6	EEC-V	96 – 01	OBD	C	7000
F150 4.2 V6	EEC-IV	92 – 97	OBD + EC4	M	7000
F150 4.2 V6	EEC-V	98 >	OBD	B	7000
F150 4.6 V8	EEC-V	98 >	OBD	B	7000
F250 4.2 V6	EEC-V	99 >	OBD	B	7000
F1000 4.9	EEC-IV (3 Dígitos)	95 – 98	OBD + EC4	N	7000
Fiesta 1.0 8V	EEC-V	96 – 00	OBD	A	7000
Fiesta 1.0 8V (ROCAM)	EEC-V	99 – 01	OBD	A	7000
Fiesta 1.0 8V (ROCAM)	EEC-VI	02 >	OBD	C	7000
Fiesta 1.0 8V (SuperCharger)	EEC-VI	02 >	OBD	C	7000
Fiesta 1.0 8V Flex	Marelli IAW-4AFR	06 >	OBD	C	7000
Fiesta 1.0 8V Flex	Marelli IAW-4CFR	08 >	OBD	C	7000
Fiesta 1.3 8V	EEC-IV	94 – 96	OBD + EC4 / T	O	7000
Fiesta 1.3 8V	EEC-V	99 – 00	OBD	A	7000
Fiesta 1.4 16V	EEC-V	96 – 00	OBD	A	7000
Fiesta 1.5 16V Sigma	FoMoCo - EMS2213	13 >	OBD	A	7000
Fiesta 1.6 8V (ROCAM)	EEC-V	99 – 01	OBD	A	7000
Fiesta 1.6 8V (ROCAM)	EEC-VI	02 >	OBD	C	7000
Fiesta 1.6 8V Flex	Marelli IAW-4AFR	05 >	OBD	C	7000
Fiesta 1.6 8V Flex	Marelli IAW-4CFR	08 >	OBD	C	7000
Fiesta 1.6 16V Sigma	Motronic ME17.8.5	10 – 13	OBD	A	7000
Fiesta 1.6 16V Sigma TiVCT	FoMoCo - EMS2212	13 >	OBD	A	7000
Focus 1.4 8V	EEC-V	98 >	OBD	B	7000
Focus 1.6 8V (ROCAM)	EEC-V	03 >	OBD	B	7000
Focus 1.6 8V (ROCAM)	EEC-VI	03 >	OBD	B	7000
Focus 1.6 8V Flex	FoMoCo EEC-VI	08 >	OBD	B	7000
Focus 1.6 8V Flex	Marelli IAW-4CFR	08 >	OBD	B	7000
Focus 1.6 16V	Motronic ME17.8.5	09 – 12	OBD	B	7000
Focus 1.6 16V Sigma TiVCT	FoMoCo - EMS2212	13 >	OBD	A	7000
Focus 1.8 16V (ZETEC)	EEC-V	01 >	OBD	B	7000
Focus 2.0 16V (ZETEC)	EEC-V	00 >	OBD	B	7000
Focus 2.0 16V (DURATEC)	EEC-VI	03 >	OBD	B	7000
Focus 2.0 16V (DURATEC)	Motronic ME17.8.5	09 >	OBD	B	7000
Focus 2.0 16V (DURATEC)	Marelli IAW4AFR	10 – 12	OBD	B	7000
Focus 2.0 16V Direct Flex	FoMoCo - DF	13 >	OBD	A	7000

Modelos	Sistema	Ano	Conector	Posição	Scanner
Sistema de Injeção Otto / Sistema de Inyección Otto					
Fusion 2.0 16V EcoBoost	FoMoCo/Bosch DI	12 >	OBD	B	7000
Fusion 2.3 16V	EEC-VI Black OAC	07 >	OBD	B	7000
Fusion 2.5 16V	FoMoCo	10 – 12	OBD	B	7000
Fusion 3.0 V6	FoMoCo	10 – 12	OBD	B	7000
Galaxy 2.0 8V	EEC-V	95 >	OBD	E	7000
Galaxy 2.3 16V	EEC-V	97 >	OBD	E	7000
Ka 1.0 8V	EEC-V	97 – 99	OBD	A	7000
Ka 1.0 8V (ROCAM)	EEC-V	99 – 01	OBD	A	7000
Ka 1.0 8V Flex	FoMoCo EEC-VI	08 >	OBD	A	7000
Ka 1.0 8V Flex	Marelli IAW-4CFR	08 >	OBD	A	7000
Ka 1.0 12V TIVCT	EMS2301	14 >	OBD	A	7000
Ka 1.3 8V	EEC-V	97 – 99	OBD	A	7000
Ka 1.5 16V Sigma	EMS2213	14 >	OBD	A	7000
Ka 1.6 8V (ROCAM)	EEC-V	00 >	OBD	A	7000
Ka 1.6 8V Flex	EEC-VI Flex	08 >	OBD	A	7000
Ka 1.6 8V Flex	Marelli IAW-4CFR	08 >	OBD	A	7000
Mondeo 2.0 16V	EEC-IV / (DLC)	> 96	OBD	C	7000
Mondeo 2.0 16V	EEC-V	97 – 01	OBD	C	7000
Mustang 4.6 V8	EEC-IV	94 – 96	OBD + EC4	M	7000
Mustang 4.6 V8	EEC-V	96 >	OBD	C	7000
Mustang 5.0 V8	EEC-IV	94 – 95	OBD + EC4	M	7000
Mustang 5.0 V8	EEC-V	96 >	OBD	C	7000
Puma 1.4 16V	EEC-V	97 >	OBD	A	7000
Puma 1.6 16V	EEC-V	97 >	OBD	A	7000
Puma 1.7 16V	EEC-V	97 >	OBD	A	7000
Ranger 2.3	EEC-V	95 – 99	OBD	C	7000
Ranger 2.5	EEC-V	97 >	OBD	C	7000
Ranger 2.5 Flex Duratec	FoMoCo – EMS2207	12 >	OBD	B	7000
Ranger 3.0 V6	EEC-V	95	OBD	C	7000
Ranger 4.0 V6	EEC-IV (3 Dígitos)	93 – 95	OBD + EC4	M / N	7000
Ranger 4.0 V6	EEC-V	96 >	OBD	C	7000
Royale 1.8 8V CFI	EEC-IV	94 – 96	OBD + EC4	N	7000
Royale 2.0 8V EFI	EEC-IV	94 – 96	OBD + EC4	N	7000
Taurus 3.0 V6	EEC-IV	94 – 97	OBD + EC4	N	7000
Taurus 3.0 V6	EEC-V	97 – 99	OBD	C	7000
Verseilles 1.8 8V CFI	EEC-IV	94 – 96	OBD + EC4	N	7000
Verseilles 2.0 8V EFI	EEC-IV	94 – 96	OBD + EC4	N	7000
Verona 1.8 8V CFI	EEC-IV	94 – 96	OBD + EC4	N	7000
Verona 2.0 8V EFI	EEC-IV	94 – 96	OBD + EC4	N	7000
Windstar 3.8	EEC-V	95 >	OBD	H	7000
Escort 1.8 D	Lucas CAV-EDC	96 >	OBD	I	7000
EcoSport 1.4 TDCi	Siemens SID-802/804	02 >	OBD	C	7000
Fiesta 1.4 TDCi	Siemens SID-802/804	02 >	OBD	C	7000
Fiesta 1.8 D	Lucas CAV-EDC	95 >	OBD	A	7000

Sistema de Injeção Diesel / Sistema de Inyección Diesel

Fiesta 1.8 TD	VE-EDC EEC-V	00 >	OBD	A	7000
Focus 1.8 TD	VE-EDC EEC-V	99 >	OBD	C	7000
Focus 1.8 TDCi	Delphi Common Rail	01 >	OBD	C	7000
Mondeo 1.8 D Turbo	Lucas CAV-EDC	95 >	OBD	C	7000
Mondeo 2.0 DI	VE-EDC EEC-V	00 >	OBD	C	7000
Mondeo 2.0 TDCi	Delphi Common Rail	01 >	OBD	C	7000
Ranger 2.2 16v Duratorq	SID 208 FoMoCo	12 >	OBD	B	7000
Ranger 3.0 TD	Siemens SID-901	05 – 12	OBD	C	7000
Ranger 3.2 20v Duratorq	SID208 FoMoCo	12 >	OBD	B	7000
Transit 2.4 TDCi	FoMoCo	09 >	OBD	E	7000
Transit 2.2 TDCi Diesel	SID 208 FoMoCo	13 >	OBD	B	7000

Sistema de Air Bag

EcoSport	SRS	03 >	OBD	B	7000
EcoSport 1.6 / 2.0	RCM	12 >	OBD	B	7000
Explorer /Ranger	SRS	95 >	OBD	C	7000
F250	SRS	03 >	OBD	C	7000
Fiesta	SRS	03 >	OBD	B	7000
Fiesta (New)	RCM FoMoCo	09 >	OBD	A	7000
Focus	RCM	09 -13	OBD	B	7000
Focus	RCM FoMoCo	13 >	OBD	A	7000
Fusion	RCM	07 – 09	OBD	B	7000
Fusion	RCM FoMoCo	10 – 12	OBD	B	7000
Fusion 2ª Geração (Todos)	RCM	13 >	OBD	B	7000
Ka	Ford RCM	14 >	OBD	A	7000
Mustang	SRS	95 >	OBD ou OBD + EC4	C / N	7000
Ranger 2.3 / 2.5 / 3.0 / 4.0	SRS 1	95 – 00	OBD	C	7000
Ranger	AIRBAG FoMoCo	12 >	OBD	B	7000
Taurus	SRS	95 >	OBD	C	7000
Transit 2.2 TDCi Diesel	AIRBAG	13 >	OBD	B	7000
Windstar	SRS	95 >	OBD	C	7000

Sistema de ABS

EcoSport	ABS-3	03 >	OBD	B	7000
EcoSport 1.6 / 2.0	Teves	03 >	OBD	B	7000
EcoSport 1.6 / 2.0	ABS FoMoCo	12 >	OBD	B	7000

FORD

Modelos	Sistema	Ano	Conector	Posição	Scanner
Sistema de ABS					
Explorer /Ranger	4WABS	95 – 98	OBD	C	7000
F250	ABS-2	98 >	OBD	C	7000
Fiesta 1.0 / 1.6	Teves	02 >	OBD	B	7000
Fiesta (New)	ABS-FoMoCo	09 >	OBD	A	7000
Focus 1.6 / 2.0	ABS FoMoCo	08 >	OBD	B	7000
Focus	ABS-FoMoCo	13 >	OBD	A	7000
Fusion	FoMoCo	07 – 09	OBD	B	7000
Fusion	ABS-FoMoCo	10 - 12	OBD	B	7000
Fusion 2ª Geração (Todos)	Sistema de Freio ABS/ESC/ACC	13 >	OBD	B	7000
Ka 1.0 / 1.5	ABS FoMoCo	14 >	OBD	B	7000
Ka	ABS - ATE	14 >	OBD	A	7000
Mustang	Bosch	94 – 99	OBD ou OBD + EC4	N	7000
Ranger 2.3 / 2.5 / 3.0 / 4.0	ABS 1	95 – 00	OBD	C	7000
Ranger	ABS FoMoCo	12 >	OBD	B	7000
Transit 2.2 TDCi Diesel	ABS FoMoCo	13 >	OBD	B	7000
Windstar	ABS-2	95 >	-	C	7000

Sistema de Imobilizador / Sistema de Inmobilizador

Courier 1.3 / 1.4 16V	PATS - 1	98 – 99	OBD	A	7000
Escort 1.8 16V Zetec	PATS - 1	97 – 99	OBD	I	7000
EcoSport	PATS - 2 (OBD)	03 >	OBD	B	7000
Explorer	PATS - 1	95 – 99	OBD	C	7000
Fiesta 1.0 / 1.6	PATS - 2	99 >	OBD	A	7000
Fiesta	PATS - 2 (OBD)	02 >	OBD	B	7000
Ka 1.0 / 1.3	PATS - 1	97 – 99	OBD	A	7000
Ka 1.0	PATS - 2	99 >	OBD	A	7000
Focus	PATS - 2	00 – 02	OBD	B	7000
Focus	PATS - 2 (OBD)	03 >	OBD	B	7000
Mondeo 2.0	PATS - 1	97 – 99	OBD	C	7000
Ranger	PATS - 1	95 – 99	OBD	C	7000
Taurus	PATS - 1	95 – 99	OBD	C	7000

Sistema de Painel de Instrumentos

EcoSport	Ford ICL	03 >	OBD	B	7000
EcoSport	Painel de Instrumentos – IC	12 >	OBD	B	7000
Fiesta	Ford ICL	02 >	OBD	B	7000
Fiesta (New)	Painel de Instrumentos – FoMoco	12 >	OBD	B	7000
Focus	Ford ICL	03 >	OBD	B	7000
Focus	Painel de Instrumentos – IC	13 >	OBD	B	7000
Fusion	Ford ICL	07 >	OBD	B	7000
Ka 1.0 / 1.6	ICL	08 – 13	OBD	B	7000

Sistema de Transmissão Automática / Sistema de Transmisión Automática

EcoSport	Dupla Embreagem - DPS6	12 >	OBD	A	7000
EcoSport	Continental	09 – 13	OBD	B	7000
Fiesta	Dupla Embreagem - DPS6	12 >	OBD	A	7000
Focus	Dupla Embreagem - DPS6	13 >	OBD	A	7000
Focus	Continental	09 – 13	OBD	B	7000
Fusion 2.3	TCM	07 >	OBD	B	7000

Sistema de Carroceria

EcoSport	GEM	12 >	OBD	B	7000
Fiesta	GEM	13 >	OBD	B	7000
Focus	GEM	13 >	OBD	B	7000

Sistema Direção Assistida

Fiesta (New)	Direção Assistida – PSCM	12 >	OBD	B	7000
Focus	Direção Assistida – PSCM	13 >	OBD	B	7000
Focus	Sensor Controle Ângulo – SASM	13 >	OBD	B	7000
Fusion	Direção Assistida – PSCM	10 – 12	OBD	B	7000

Sistema Freio de Estacionamento EPB

Fusion 2ª Geração (Todos)	EIPB	13 >	OBD	B	7000
---------------------------	------	------	-----	---	------

GM

Modelos	Sistema	Ano	Conector	Posição	Scanner
Sistema de Injeção Otto / Sistema de Inyección Otto					
Agile 1.4 Econo.Flex	ACDelco GMPTHSOC	09 >	OBD	B	7000
Astra F 2.0 8V MPFI	Motronic 1.5.2	95 – 98	OBD + ALDL-10	B	7000
Astra G 1.8 8V MPFI	Motronic M1.5.5	98 >	OBD	F	7000
Astra 1.8 8V (A)	Motronic M1.5.5	00 – 04	OBD	F	7000
Astra G 2.0 8V MPFI	Motronic M1.5.5	98 >	OBD	F	7000
Astra G 2.0 8V Flex	Motronic ME7.9.6	04 – 08	OBD	F	7000
Astra G 2.0 8V Flex	Motronic ME7.9.9	09 >	OBD	F	7000
Astra G 2.0 16V MPFI	Motronic M1.5.5	99 >	OBD	F	7000
Blazer 2.2 EFI	Multec M / B22NZ	95 – 97	OBD	C	7000
Blazer 2.2 MPFI	Motronic 1.5.4	98 – 01	OBD	C	7000
Blazer 2.4 MPFI	Motronic 1.5.4	01 >	OBD	C	7000



Modelos	Sistema	Ano	Conector	Posição	Scanner
Sistema de Injeção Otto / Sistema de Inyección Otto					
Blazer 2.4 8V Flex	Motronic ME7.9.6	97 >	OBD	C	7000
Blazer 4.3 V6	Delco (OBD II - VPW)	97 - 03	OBD	C	7000
C1500 5.7	OBD II - VPW	96 >	OBD	C	7000
C20 4.1 MPFI	Motronic 2.8.1	96 - 96	OBD + ALDL-12	C	7000
C2500 5.7	OBD II - VPW	96 >	OBD	C	7000
Calibra 2.0 16V	Motronic 2.8	94 - 96	OBD + ALDL-10	M	7000
Camaro 3.6 24V V6	ACDelco SFI	09 >	OBD	A	7000
Camaro 5.7	OBD II - VPW	96 >	OBD	C	7000
Camaro 6.2 V8	ACDelco SFI	09 >	OBD	A	7000
Captiva 2.4 16V	ACDelco / Ecotec L4	09 >	OBD	A	7000
Captiva 2.4 16V S.I.D.I.	ACDelco	10 >	OBD	A	7000
Captiva 3.0 24V V6	DELPHI V6	11 >	OBD	A	7000
Captiva 3.6 24V V6	DELPHI V6 /FPCM-1	09 - 11	OBD	A	7000
Cavalier 2.2/2.8/3.1	OBD II - VPW	96 >	OBD	C	7000
Celta 1.0 8V (C10NE)	Multec H	00 - 02	OBD	B	7000
Celta 1.0 8V (C10YEH)	Multec H	02 - 03	OBD	B	7000
Celta 1.0 8V Flex	Multec FR4	05 - 08	OBD	B	7000
Celta 1.0 8V VHC E (N10YFH)	Multec-H	09 >	OBD	B	7000
Celta 1.0 VHCE	Bosch ME	15 >	OBD	A	7000
Celta 1.4 8V (C14YEH)	Multec-H	03 - 04	OBD	B	7000
Cobalt 1.4 (N14YF)	AC Delco GMPTHSOC	11 >	OBD	B	7000
Cobalt 1.8 8V Econo.Flex	AC Delco	11 >	OBD	B	7000
Corsa B 1.0 8V EFI	Multec 700-EFIS	94 - 96	OBD + ALDL-10	B	7000
Corsa B 1.0 8V MPFI (G)	Multec M / MPFI	96 - 02	OBD+ALDL-10 ou OBD	B	7000
Corsa B 1.0 8V MPFI (A)	Multec M / MPFI	99 >	OBD+ALDL-10 ou OBD	B	7000
Corsa B 1.0 8V VHC	Multec H	02 - 06	OBD	B	7000
Corsa B 1.0 8V Flex	Multec FR4 / H	06 >	OBD	B	7000
Corsa B 1.0 16V	Multec F	99 - 01	OBD+ALDL-10 ou OBD	B	7000
Corsa B 1.4 8V EFI	Multec 700-EFIS	94 - 96	ALDL-10	B	7000
Corsa B 1.4 8V MPFI	Multec M / MPFI	96 - 01	OBD+ALDL-10 ou OBD	B	7000
Corsa B 1.6 8V EFI	Multec M / EFI	95 - 96	OBD + ALDL-10	B	7000
Corsa B 1.6 8V MPFI	Multec M / MPFI	96 >	OBD+ALDL-10 ou OBD	B	7000
Corsa B 1.6 16V	Multec S	95 - 96	OBD + ALDL-10	B	7000
Corsa B 1.6 16V	Multec F	97 - 01	OBD+ALDL-10 ou OBD	B	7000
Corsa B Pick-up 1.6 EFI	Multec M / EFI	95 - 96	OBD + ALDL-10	B	7000
Corsa B Pick-up 1.6 MPFI	Multec M / MPFI	96 >	OBD+ALDL-10 ou OBD	B	7000
Corsa C 1.0 8V VHC	Multec H	02 >	OBD	E	7000
Corsa C 1.0 8V Flex	Motronic ME7.9.6	08 >	OBD	E	7000
Corsa C 1.4 8V Econo.Flex	Multec H	07 - 08	OBD	E	7000
Corsa C 1.4 8V Econo.Flex	Multec H	09 >	OBD	E	7000
Corsa C 1.8 8V	Multec H	02 >	OBD	E	7000
Corsa C 1.8 8V Flex	Multec H	04 >	OBD	E	7000
Corsa C 1.8 8V Flex	Motronic ME7.9.6	08 >	OBD	E	7000
Corsa C 1.8 8V Flex (N18XFH)	Multec H	09 >	OBD	E	7000
Corsa Classic 1.0 VHC-E	Bosch Motronic M10YFH0	2015 >	OBD	A	7000
Corvette 5.7	OBD II - VPW	96 >	OBD	C	7000
Cruze 1.8 16V Ecotec6	ACDelco	12 >	OBD	B	7000
Deville 4.5	OBD II - VPW	96 >	OBD	C	7000
Eldorado 4.9	OBD II - VPWMotronic	96 >	OBD	C	7000
Grand Blazer 4.1 MPFI	2.8.1	99 - 02	OBD	C	7000
Ipanema 1.8 / 2.0 8V	Multec 700	92 - 97	OBD + ALDL-12	I	7000
Kadett 1.8 / 2.0 8V	Multec 700	92 - 97	OBD + ALDL-12	I	7000
Kadett 2.0 MPFI	Motronic 1.5.4	96 - 98	OBD + ALDL-12	C	7000
Malibu 2.4 16V	ACDelco / Ecotec L4	09 >	OBD	B	7000
Meriva 1.4 Econo.Flex (N14YFH)	Multec H	09 >	OBD	F	7000
Meriva 1.8 8V	Multec H	02 - 03	OBD	F	7000
Meriva 1.8 8V Flex	Multec H	04 >	OBD	F	7000
Meriva 1.8 8V Flex	Motronic ME7.9.6	08 >	OBD	F	7000
Meriva 1.8 8V Flex (N18XFH)	Multec H	09 >	OBD	F	7000
Meriva 1.8 16V	Multec H	02 - 05	OBD	F	7000
Montana 1.4 Econo.Flex	Multec H	07 >	OBD	E	7000
Montana 1.4 Econo.Flex (N14YFH)	Multec H	09 >	OBD	E	7000
Montana 1.4 Econo.Flex (N14YFC)	ACDelco GMPTHS0C	10 >	OBD	E	7000
Montana 1.8 8V	Multec H	02 - 03	OBD	E	7000
Montana 1.8 8V Flex	Multec H	04 >	OBD	E	7000
Montana 1.8 8V Flex	Motronic ME7.9.6	08 >	OBD	E	7000
Montana 1.8 8V Flex (N18XFH)	Multec H	09 >	OBD	E	7000
Monza 1.8 / 2.0 8V	Multec 700	91 - 96	OBD + ALDL-12	I	7000
Omega 2.0 / 3.0	Motronic 1.5.1	93 - 94	OBD + ALDL-10	K	7000
Omega 2.0 (Álcool)	Motronic 1.5.2	93 - 94	OBD + ALDL-10	K	7000
Omega 2.2	Multec EMS	95 - 98	OBD + ALDL-12	C	7000
Omega 2.2	Multec M / C22	96 - 99	OBD + ALDL-12	C	7000
Omega 3.8 12V V6	Multec	99 - 01	OBD	C	7000
Omega 4.1 MPFI	Motronic 2.8.1	95 - 98	OBD + ALDL-12	C	7000
Onix 1.0 8V	ACDelco	12 >	OBD	B	7000
Onix 1.4 8V SPE/4	ACDelco	12 >	OBD	B	7000
Prisma 1.0 VHC E (N10YFH)	Multec-H	09 >	OBD	B	7000
Prisma 1.0 8V	ACDelco	12 >	OBD	B	7000
Prisma 1.4 Econo.Flex	Multec-H	06 >	OBD	B	7000
Prisma 1.4 Econo.Flex (N14YFH)	Multec-H	09 >	OBD	B	7000
Prisma 1.4 8V SPE/4	ACDelco	12 >	OBD	B	7000
S10 2.2 EFI	Multec M / B22NZ	95 - 97	OBD	B	7000



Modelos	Sistema	Ano	Conector	Posição	Scanner
Sistema de Injeção Otto / Sistema de Inyección Otto					
S10 2.2 MPFI	Motronic 1.5.4	98 – 00	OBD	B	7000
S10 2.4 MPFI	Motronic 1.5.4	01 >	OBD	B	7000
S10 2.4 8V Flex	Motronic ME7.9.6	07 >	OBD	B	7000
S10 2.4 16V	ACDelco / Ecotec L4	12 >	OBD	B	7000
S10 4.3 V6	Delco (OBD II - VPW)	97 – 01	OBD	C	7000
Seville 4.9	OBD II - VPW	96 >	OBD	C	7000
Silverado 4.1 MPFI	Motronic 2.8.1	97 – 02	OBD ou OBD + ALDL-12	C	7000
Sonic 1.6 8V Ecotec	ACDelco	12 >	OBD	B	7000
Spin 1.8 8V Econo.Flex	ACDelco	12 >	OBD	B	7000
Suprema 2.0 / 3.0	Motronic 1.5.1	93 – 94	OBD + ALDL-10	K	7000
Suprema 2.0 (Álcool)	Motronic 1.5.2	93 – 94	OBD + ALDL-10	K	7000
Suprema 2.0 (Álcool)	Motronic 1.5.2	95 – 96	OBD + ALDL-12	C	7000
Suprema 2.2	Multec EMS	95 – 96	OBD + ALDL-12	C	7000
Suprema 2.2	Multec M / C22	95 – 96	OBD + ALDL-12	C	7000
Suprema 4.1 MPFI	Motronic 2.8.1	95 – 96	OBD + ALDL-12	C	7000
Tigra 1.6 16V	Multec F	97 – 00	OBD ou ALDL-10	B	7000
Tracker 1.8 16V	ACDelco	13 >	OBD	A	7000
Tracker 2.0 16V	SGM	06 >	OBD	C	7000
Vectra A 2.0 8V	Motronic 1.5.1	94 – 96	OBD + ALDL-10	M	7000
Vectra A 2.0 16V	Motronic 2.8	94 – 96	OBD + ALDL-10	M	7000
Vectra B 2.0 8V / 16V	Motronic 1.5.4	96 – 98	OBD	F	7000
Vectra B 2.2 8V MPFI	Motronic 1.5.4	97 >	OBD	F	7000
Vectra B 2.2 16V MPFI	Motronic 1.5.4	97 >	OBD	F	7000
Vectra C 2.0 8V Flex	Motronic ME7.9.6	05 – 08	OBD	C	7000
Vectra C 2.0 8V Flex	Motronic ME7.9.9	09 >	OBD	C	7000
Vectra C 2.4 8V Flex	Motronic ME7.9.6	05 >	OBD	C	7000
Zafira 2.0 8V MPFI	Motronic 1.5.5	01 >	OBD	F	7000
Zafira 2.0 8V Flex	Motronic ME7.9.6	04 – 08	OBD	F	7000
Zafira 2.0 8V Flex	Motronic ME7.9.9	09 >	OBD	F	7000
Zafira 2.0 16V	Motronic 1.5.5	01 >	OBD	F	7000

Sistema de Injeção Diesel / Sistema de Inyección Diesel

Astra G 1.7 16V DTL	Bosch EDC MSA 15.5	98 >	OBD	F	7000
Astra G 2.0 16V DTL	Bosch EDC MSA 15.6	98 >	OBD	F	7000
Astra G 2.0 16V DTH	Bosch EDC MSA 15M	99 >	OBD	F	7000
Blazer 2.8 Turbo Diesel	Bosch EDC-16C9	06 >	OBD	L	7000
Corsa C 1.7 DT/DTL	Delphi HDCR	04 >	OBD	E	7000
Frontera B 2.2 DTH	Bosch EDC MSA 15M	99 >	OBD	F	7000
Meriva 1.7 DT/DTL	Delphi HDCR	04 >	OBD	F	7000
Vectra B 2.0 16V DTL	Bosch EDC MSA 15.6	98 >	OBD	F	7000
Vectra B 2.0 16V DTH	Bosch EDC MSA 15M	99 >	OBD	B	7000
Omega B 2.0 16V DTH	Bosch EDC MSA 15M	98 >	OBD	B	7000
Sintra 2.2 DTH	Bosch EDC MSA 15M	98 >	OBD	B	7000
S10 2.8 TD	Bosch EDC-16C9	06 – 11	OBD	F	7000
S10 2.8 TD	MWM2.8LWH	12 – 13	OBD	B	7000
S10 2.8 TD Euro V	MWM2.8LWH	14 >	OBD	B	7000
Tracker 2.0 TD	Bosch EDC-15C2	00 – 01	OBD	C	7000
Trial Blazer 2.8 Turbo Diesel	MWM2.8LWH	13 >	OBD	B	7000
Zafira 2.0 16V DTH	Bosch EDC MSA 15M	99 >	OBD	B	7000

Sistema de Air Bag

Agile	MRSB	09 >	OBD	A	7000
Astra F	SAB	95 – 98	OBD + ALDL-10	B	7000
Astra G	SAB6	98 – 02	OBD	F	7000
Astra G	SAB8	02 >	OBD	F	7000
Camaro	GM LANSW	09 >	OBD	A	7000
Captiva	GMLAN SRS	09 >	OBD	A	7000
Celta 1.0 VHCE	SDM2	15 >	OBD	A	7000
Cobalt	GMLAN SRS	12 >	OBD	B	7000
Corsa B	AIRBAG-S	98 >	OBD	B	7000
Corsa C	MRSB	02 >	OBD	B	7000
Corsa Classic 1.0 VHC-E	AIRBAG	2015 >	OBD	A	7000
Cruze	GMLAN SRS	11 >	OBD	B	7000
Meriva	MRSB	03 >	OBD	F	7000
Montana	MRSB	03 >	OBD	B	7000
Onix	GMLAN SRS	12 >	OBD	B	7000
Prisma	GMLAN SRS	13 >	OBD	B	7000
S10	GMLAN SRS	12 >	OBD	B	7000
Sonic	GMLAN SRS	12 >	OBD	B	7000
Spin	GMLAN SRS	12 >	OBD	B	7000
Tigra	AIRBAG-S	97 >	OBD + ALDL-10	B	7000
Tigra	SAB6	98 >	OBD + ALDL-10	B	7000
Tracker	GMLAN SRS	13 >	OBD	A	7000
Vectra B	SDM-0	96 >	OBD	F	7000
Vectra C	SDM-1	05 >	OBD	C	7000
Zafira	SAB8	01 >	OBD	F	7000

Sistema de ABS

Agile	Bosch 8.1	09 >	OBD	A	7000
Astra G	Bosch 5.3/5.4 (+TC)	98 >	OBD	F	7000
Blazer	VARGA / RWAL	97 – 00	OBD	C	7000
Blazer	Bosch 8.0	11	OBD	C	7000



Modelos	Sistema	Ano	Conector	Posição	Scanner
---------	---------	-----	----------	---------	---------

Sistema de ABS

Blazer	ABS - KH-4WAL	02 >	OBD	C	7000
Camaro	EBCM ESP	09 >	OBD	A	7000
Captiva	ABS - EBCM/1	09 >	OBD	A	7000
Celta 1.0 VHCE	ABS 9	15 >	OBD	A	7000
Cobalt	ABS - EBCM/3	12 >	OBD	B	7000
Corsa B 1.6 16V	Lucas 4/4F	95 - 96	OBD + ALDL-10	B	7000
Corsa B 1.6 16V	Bosch 5/TC	96 - 01	OBD	B	7000
Corsa Classic 1.0 VHC-E	ABS	2015 >	OBD	A	7000
Cruze	ABS - EBCM/2	11 >	OBD	B	7000
Gran Blazer	VARGA / RWAL	97 - 00	OBD	C	7000
Montana	Bosch 8.1	10 >	OBD	A	7000
Montana	EBCM	10 >	OBD	A	7000
Onix	ABS - EBCM/3	12 >	OBD	B	7000
Prisma	ABS - EBCM/3	13 >	OBD	B	7000
S10	VARGA / RWAL	97 - 00	OBD	C	7000
S10	Bosch 8.0	11	OBD	C	7000
S10	ABS - KH-4WAL	02 >	OBD	C	7000
Silverado	VARGA / RWAL	97 - 00	OBD	C	7000
Sonic	ABS - EBCM/3	12 >	OBD	B	7000
Spin	ABS - EBCM/3	12 >	OBD	B	7000
Vectra B	ABS 415	96 - 01	OBD	F	7000
Vectra B	ABS 5/TC	96 - 01	OBD	F	7000
Vectra C	Bosch 5.3/5.4 (+TC)	05 - 08	OBD	C	7000
Vectra C	Bosch 8.0	09 - 11	OBD	C	7000
Tigra 1.6 16V	Bosch 5/TC	97 - 99	OBD	B	7000
Tracker	ABS -EBCM2/3	13 >	OBD	A	7000
Zafira	Bosch 5.3/5.4 (+TC)	01 - 08	OBD	F	7000
Zafira	Bosch 8.0	09 - 11	OBD	F	7000

Sistema de Alarme

Astra G	ATWS + CDL	98 - 01	OBD	F	7000
Astra G	GM Alarme 2	02 >	OBD	F	7000
Vectra B	GM Alarme 2	02 >	OBD	F	7000
Vectra C	GM Alarme 2	05 >	OBD	C	7000
Zafira	ATWS + CDL	01 >	OBD	F	7000
Zafira	GM Alarme 2	02 >	OBD	F	7000

Sistema de Direção Hidráulica Eletrônica / Sistema de Dirección Hidráulica Electrónica

Astra G	D.H.E.	00 >	OBD	F	7000
Cobalt	SAS - Ângulo de Direção do Volante	11 >	OBD	B	7000
Cruze 1.8 16V	Direção Elétrica - EPS	11 >	OBD	A	7000
Cruze	SAS - Ângulo de Direção do Volante	11 >	OBD + ADAP FCA	B	7000
Onix	SAS - Ângulo de Direção do Volante	12 >	OBD	B	7000
Vectra C	D.H.E.	05 >	OBD	C	7000
Zafira	D.H.E.	01 >	OBD	F	7000

Sistema BCM (Módulo de Controle da Carroceria)

Captiva	BCM	09 >	OBD	A	7000
Corsa C	BCM	02 >	OBD	E	7000
Meriva	BCM	02 >	OBD	F	7000
Montana	BCM	03 >	OBD	E	7000

Sistema Controle da Pressão dos Pneus / Sistemas de Control de la Presión de los Pneumáticos

Captiva	TP-SW	09 >	OBD	A	7000
---------	-------	------	-----	---	------

Sistema de Controle da Tração Traseira / Sistema Control de Tracción Trasera

Captiva	TP-SW	09 >	OBD	A	7000
---------	-------	------	-----	---	------

Sistema de Controle de Velocidade / Sistema de Control de la Velocidad

Astra G	C.V.	00 >	OBD	F	7000
Zafira	C.V.	01 >	OBD	F	7000

Sistema de Climatização / Sistema de Climatización

Astra G	C com Arrefecimento	98 >	OBD	F	7000
Astra G	ECC	02 >	OBD	F	7000
Captiva	HVAC-SW	09 >	OBD	A	7000
Vectra B	ECC	96 >	OBD	F	7000
Zafira	C com Arrefecimento	01 >	OBD	F	7000
Zafira	ECC	02 >	OBD	F	7000

Sistema de Som

Astra G	CDR 500	98 >	OBD	F	7000
Astra G	CAR 400	03 >	OBD	F	7000
Vectra B	CDR 500	96 >	OBD	F	7000
Zafira	CAR 400	03 >	OBD	F	7000

Sistema Central de Travamento das Portas / Sistema Central de Traba de las Puertas

Astra G	C.T.P.	00 >	OBD	F	7000
Vectra C	C.T.P.	05 >	OBD	C	7000
Zafira	C.T.P.	01 >	OBD	F	7000



Modelos	Sistema	Ano	Conector	Posição	Scanner
---------	---------	-----	----------	---------	---------

Sistema Levantador do Vidro / Sistema Levantador del Cristal

Astra G	V.E. Dianteiro	98 – 04	OBD	F	7000
Astra G	V.E. Traseiro	98 – 04	OBD	F	7000
Astra G	Vidro Elétrico	05 >	OBD	F	7000
Vectra C	Vidro Elétrico	05 >	OBD	C	7000
Zafira	V.E. Dianteiro	01 – 04	OBD	F	7000
Zafira	V.E. Traseiro	01 – 04	OBD	F	7000
Zafira	Vidro Elétrico	05 >	OBD	F	7000

Sistema de Imobilizador / Sistema de Inmovilizador

Agile	IMOB3 / OBD	09 >	OBD	B	7000
Astra G	IMOB2 / GM	98 >	OBD	F	7000
Blazer/S10	IMOB1 / GM	98 >	OBD	B	7000
Celta	IMOB2 / GM	00 >	OBD	B	7000
Corsa B	IMOB1 / GM	96 >	OBD+ALDL-10	B	7000
Corsa C	IMOB2 / GM	02 >	OBD	B	7000
Omega	IMOB1 / GM	96 – 99	OBD+ALDL-12 ou ALDL-10	C / K	7000
Vectra B	IMOB1 / GM	96 >	OBD	F	7000
Vectra C	IMOB2 / GM	05 >	OBD	C	7000
Zafira	IMOB2 / GM	00 >	OBD	F	7000

Sistema de Painel de Instrumentos

Agile	Painel Continental	09 >	OBD	B	7000
Astra G	Painel VDO / TRW	98 >	OBD	F	7000
Captiva	IPC -SW	09 >	OBD	A	7000
Celta	Painel	00 >	OBD	B	7000
Cobalt 1.4	Continental	11 >	OBD	A	7000
Corsa B	Painel	00 >	OBD	B	7000
Corsa C	Painel VDO	02 >	OBD	E	7000
Meriva	Painel VDO	02 >	OBD	F	7000
Montana	Painel VDO	03 >	OBD	E	7000
Montana	IMOB 2	03 >	OBD	E	7000
Omega	Painel LCD	93 – 98	OBD+ALDL-12 ou ALDL-10	C / K	7000
Prisma	Prisma	06 >	OBD	B	7000
Vectra A	Painel LCD	93 – 96	OBD + ALDL - 10	M	7000
Vectra B	Painel	96 – 01	OBD	F	7000
Vectra B	Painel VDO	96 – 04	OBD	F	7000
Vectra C	Painel GM	05 >	OBD	C	7000
Zafira	Painel VDO / TRW	01 >	OBD	F	7000

Sistema Indicador de Funções / Sistema Indicador de Funciones

Astra G	I.M. Triplas	99 >	OBD	F	7000
Astra G	I.M. Multiplas	99 >	OBD	F	7000
Vectra C	I.M.Triplas	05 >	OBD	C	7000
Vectra C	I.M. Multiplas	05 >	OBD	C	7000
Zafira	I.M.Triplas	01 >	OBD	F	7000
Zafira	I.M. Multiplas	01 >	OBD	F	7000

Sistema de Transmissão Automática / Sistema de Transmisión Automática

Ágile	Easytronic MTA CFC349	09 >	OBD	B	7000
Astra G	AF 13II/17/20	02 >	OBD	F	7000
Astra G	AF 13II/17/20 OBD	03 >	OBD	F	7000
Captiva 3.0/3.6 V6	TCM	09 >	OBD	A	7000
Cobalt	AT6V	11 >	OBD	B	7000
Corsa B	AF 13/20/22	96 >	OBD + ALDL-10	B	7000
Cruze	AT6V	11 >	OBD	B	7000
Meriva	MTA (Easytronic)	09 >	OBD	B	7000
Omega / Suprema	AT 4L30-E	93 – 94	OBD+ALDL-12 ou ALDL-10	C / K	7000
Omega / Suprema	AR 25/35	95 – 99	OBD+ALDL-12 ou ALDL-10	C / K	7000
Omega 3.8 12V V6	AT 4L60-E	99 >	OBD	C	7000
Onix	TCM AT	12 >	OBD	B	7000
Prisma	TCM AT	12 >	OBD	B	7000
Sonic	AT6V	13 >	OBD	B	7000
Spin	AT6V	11 >	OBD	B	7000
Tracker	AT6V	13 >	OBD	A	7000
Vectra B	AF 13/20/22	96 >	OBD	F	7000
Vectra C	AF 13II/17/20 OBD	05 >	OBD	C	7000
Zafira	AF 13II/17/20	02 >	OBD	F	7000
Zafira	AF 13II/17/20 OBD	03 >	OBD	F	7000



Modelos	Sistema	Ano	Conector	Posição	Scanner
---------	---------	-----	----------	---------	---------

Sistema de Injeção Otto / Sistema de Inyección Otto

BaiLi	Bosch Motronic M1.5.4	nd	OBD	B	7000
Hafei 9	Bosch Motronic M7.9.7	nd	OBD	B	7000
Lobo	Bosch Motronic M1.5.4	nd	OBD	B	7000
Lobo	Bosch Motronic M7.9.7	nd	OBD	B	7000
MinYi	Motronic M7.9.7	nd	OBD	B	7000
MinYi	Delphi MT20U2	nd	OBD	B	7000

HAFEI

Modelos	Sistema	Ano	Conector	Posição	Scanner
Sistema de Injeção Otto / Sistema de Inyección Otto					
RuiYi	Delphi MT20U2	nd	OBD	B	7000
SaiBao	Delphi MT20U2	nd	OBD	B	7000
SaiMa	Motronic M7.9.7	nd	OBD	B	7000
ZhongY	Bosch Motronic M1.5.4	nd	OBD	B	7000
ZhongY	Motronic M7.9.7	nd	OBD	B	7000
ZhongY	Delphi MT20U2	nd	OBD	B	7000

HOLDEN

Modelos	Sistema	Ano	Conector	Posição	Scanner
Sistema de Injeção Otto / Sistema de Inyección Otto					
Calais 3.8 V6 / 5.0 V8	MULTEC	96 >	OBD	C	7000
Commodore 3.8 V6 / 5.0 V8	MULTEC	96 >	OBD	C	7000
Sistema de Transmissão Automática / Sistema de Transmisión Automática					
Calais 3.8 V6 / 5.0 V8	AT 4L60-E	96 >	OBD	C	7000
Commodore 3.8 V6 / 5.0 V8	AT 4L60-E	96 >	OBD	C	7000

HONDA

Modelos	Sistema	Ano	Conector	Posição	Scanner
Sistema de Injeção Otto / Sistema de Inyección Otto					
Accord 2.0 16V	KEIHIN III	08 >	OBD	I / E	7000
Accord 2.2 16V	PGM-FI	94 – 97	OBD + HONDA	I / E	7000
Accord 2.3 16V	PGM-FI	98 – 01	OBD + HONDA	I / E	7000
Accord 2.4 16V	Honda	03 >	OBD	P	7000
City 1.5 16V Flex	KEIHIN / KEIHIN II	09 – 13	OBD	P	7000
City 1.5 16V FlexOne	KEIHIN FO	14 >	OBD	B	7000
Civic 1.5	PGM-FI	91 >	OBD + HONDA	I / E	7000
Civic 1.6	PGM-FI	94 >	OBD + HONDA	I / E / B	7000
Civic 1.6 BR	PGM-FI	98 >	OBD + HONDA	I / E	7000
Civic 1.7 16V	PGM-FI (OBD II - ISO)	01 >	OBD	P	7000
Civic 1.8 16V Flex	KEIHIN / KEIHIN II	07 – 11	OBD	P	7000
Civic 1.8 16V FlexOne	KEIHIN FO	12 >	OBD	B	7000
Civic 2.0 16V FlexOne	KEIHIN FO	12 >	OBD	B	7000
CR-V 2.0 16V	KEIHIN III	07 >	OBD	P	7000
CR-V 2.0 16V	KEIHIN	12 >	OBD	B	7000
Fit 1.4 8V	PGM-FI (OBD II - ISO)	03 >	OBD	P	7000
Fit 1.4 16V Flex	KEIHIN / KEIHIN II	09 >	OBD	P	7000
Fit 1.5 16V	PGM-FI 2	05 >	OBD	P	7000
Fit 1.5 16V Flex	KEIHIN / KEIHIN II	09 – 13	OBD	P	7000
Fit 1.5 16V FlexOne	KEIHIN FO	14 >	OBD	B	7000
HRV 1.8 16V FlexOne	KEIHIN	15 >	OBD	A	7000
Odyssey 2.2 16V	PGM-FI	96 – 98	OBD + HONDA	I / E	7000
Prelude 2.2 16V	PGM-FI	93 >	OBD + HONDA	I / E	7000

Sistema de Transmissão Automática / Sistema de Transmisión Automática

Accord 2.0 16V	H-AT5	08 >	OBD	I / E	7000
City	H-AT5	09 >	OBD	P	7000
Civic (New)	H-AT5	07 >	OBD	P	7000
Civic (New)	AT5M	12 >	OBD	A	7000
CR-V 2.0 16V	H-AT5	07 >	OBD	P	7000
Fit	CVT-1	05 >	OBD	P	7000
Fit (New)	H-AT5	09 >	OBD	P	7000
HRV	CVT	15 >	OBD	A	7000

Sistema de Air Bag

Accord	HONDA SRS	95 – 07	OBD + HONDA	I / E	7000
Accord	TRW	08 >	OBD	I / E	7000
City	TRW	09 >	OBD	P	7000
Civic	HONDA SRS	95 – 00	OBD + HONDA	I / E	7000
Civic	HONDA SRS	01 >	OBD + HONDA AIRBAG	P	7000
Civic (New)	TRW	07 >	OBD	P	7000
Civic (New)	AIRBAG	12 >	OBD	A	7000
CR-V	TRW	07 >	OBD	P	7000
Fit	HONDA SRS	03 >	OBD + HONDA AIRBAG	P	7000
Fit (New)	TRW	09 >	OBD	P	7000
HRV	AIRBAG	15 >	OBD	A	7000

Sistema de ABS

Accord 2.0 16V	TCS/VSA	08 >	OBD	I / E	7000
City	TCS/VSA	09 >	OBD	P	7000
Civic (New)	TCS/VSA	07 >	OBD	P	7000
Civic (New)	ABS	12 >	OBD	A	7000
CR-V 2.0 16V	TCS/VSA	07 >	OBD	P	7000
Fit (New)	TCS/VSA	09 >	OBD	P	7000
HRV	ABS	15 >	OBD	A	7000

HONDA

Modelos	Sistema	Ano	Conector	Posição	Scanner
Sistema de Painel de Instrumentos					
Civic (New)	PAINEL	12 >	OBD	A	7000
HRV	PAINEL	15 >	OBD	A	7000
Sistema Direção Assistida					
Accord 2.0 16V	EPS	08 >	OBD	I / E	7000
CR-V 2.0 16V	EPS	07 >	OBD	P	7000
Body Computer - (Instrumentation / Wiper Electronics / Lighting Control / Door Control / Keyless Start / Safety System)					
Accord 2.0 16V	BCM	08 >	OBD	I / E	7000
Civic (New)	BCM	07 >	OBD	P	7000
CR-V 2.0 16V	BCM	07 >	OBD	P	7000
Sistema Freio de Estacionamento					
HRV	EPB	15 >	OBD	B	7000

HYUNDAI

Modelos	Sistema	Ano	Conector	Posição	Scanner
Sistema de Injeção Otto / Sistema de Inyección Otto					
Atos 1.0 12V	Hyundai MFI	98 - 03	OBD	B	7000
Azera 2.7 V6 24V (TG)	Delphi MT38	07 - 11	OBD	B	7000
Azera 3.3 V6 24V (TG)	Delphi MT38	07 - 11	OBD	B	7000
Azera 3.8 V6 24V (TG)	Delphi MT38	07 - 11	OBD	B	7000
Elantra 1.5	Mitsubishi MPI	91 - 95	OBD + MIT/12	A	7000
Elantra 1.6	Mitsubishi MPI	91 - 95	OBD + MIT/12	A	7000
Elantra 1.8 16V (MD)	Continental SIMK	12 >	OBD	A	7000
Excel	Mitsubishi MPI	90 - 95	OBD + MIT/12	A	7000
HB20 1.0 12V	ME17.9.11.1	12 >	OBD	A	7000
HB20 1.6 16V	ME17.9.11	12 >	OBD	A	7000
HB20 1.6 16V	MEG17.9.12 (AT)	12 >	OBD	A	7000
i30 2.0 16V (FD)	Continental SIM2K	09 >	OBD	B	7000
i30 1.6 16V	Motronic ME17.9.11	13 - 14	OBD	A	7000
i30 1.8 16V	Continental SIM2K-241	14 >	OBD	A	7000
ix35 2.0 16V (EL)	Continental SIMK2K341	10 >	OBD	B	7000
ix35 2.4 16V (EL)	Continental SIMK2K341	10 >	OBD	B	7000
Precis 1.5	Mitsubishi MPI	90 - 92	OBD + MIT/12	A	7000
Santa Fé 2.7 V6 (CM)	Delphi MT38	07 - 09	OBD	B	7000
Santa Fé 3.3 V6 (CM)	Delphi MT38	07 - 09	OBD	B	7000
Santa Fé 3.5 V6 (CM)	Continental	10 >	OBD	B	7000
Santa Fé 3.5 V6	Continental MT86	12 >	OBD	B	7000
Sonata 1.8	Mitsubishi MPI	90 - 92	OBD + MIT/12	A	7000
Sonata 2.0	Mitsubishi MPI	92 - 95	OBD + MIT/12	A	7000
Sonata 2.4	Mitsubishi MPI	90 - 92	OBD + MIT/12	A	7000
Tucson 2.0 16V	Siemens SIMK43	05 - 07	OBD	B	7000
Tucson 2.0 16V (JM)	Siemens SIMK43C	08 >	OBD	B	7000
Tucson 2.0 16V Flex	Marelli IAW-4CH	12 >	OBD	B	7000
Tucson 2.7 V6 (JM)	Siemens VDO	05 - 10	OBD	B	7000
Tucson 2.0 16V (LM)	Continental SIMK2K341	10 >	OBD	B	7000
Tucson 2.4 16V (LM)	Continental SIMK2K341	10 >	OBD	B	7000
Veloster (FS) 1.6 DOHC	Bosch ME17.9.11	10 >	OBD	B	7000
Vera Cruz 3.8 V6 24V (EM)	Delphi MT38	07 - 11	OBD	B	7000

Atenção : Para alguns modelos apenas a função memória de avarias está disponível.

Sistema de Injeção Diesel / Sistema de Inyección Diesel

H100 2.5 TCI	Hyundai TCI	01 >	OBD	A	7000
HR 2.5 TCI	Hyundai TCI	03 >	OBD	A	7000
HR 2.5 16V CRDI TD	Hyundai CRDI	14 >	OBD	A	7000

Sistema de Transmissão Automática / Sistema de Transmisión Automática

Azera 2.7 V6 24V (TG)	Delphi MT38-AT	07 - 10	OBD	B	7000
Azera 3.3 V6 24V (TG)	Delphi MT38-AT	07 - 10	OBD	B	7000
Azera 3.8 V6 24V (TG)	Delphi MT38-AT	07 - 10	OBD	B	7000
Elantra 1.5	Mitsubishi TA	91 - 95	OBD + MIT/12	A	7000
Elantra 1.6	Mitsubishi TA	91 - 95	OBD + MIT/12	A	7000
Elantra 1.8 16V (MD)	Continental SIMSIMK2K341-AT	12 >	OBD	B	7000
Excel	Mitsubishi TA	90 - 95	OBD + MIT/12	A	7000
HB20	AT4/HK	12 >	OBD	A	7000
HB20	AT6	16 >	OBD	A	7000
i30 (FD)	Continental SIM2K-AT	09 >	OBD	B	7000
i30	AT6	13 >	OBD	A	7000
ix35 (EL)	Continental SIMSIMK2K341-AT	10 >	OBD	B	7000
Santa Fé 3.5 V6	Continental MT86	12 >	OBD	A	7000
Precis 1.5	Mitsubishi TA	90 - 92	OBD + MIT/12	A	7000
Santa Fé 2.7 V6 (CM)	Delphi MT38-AT	07 - 09	OBD	B	7000
Santa Fé 3.3 V6 (CM)	Delphi MT38-AT	07 - 09	OBD	B	7000
Santa Fé 3.5 V6 (CM)	Continental	10 >	OBD	B	7000
Sonata 1.8	Mitsubishi TA	90 - 92	OBD + MIT/12	A	7000
Sonata 2.0	Mitsubishi TA	92 - 95	OBD + MIT/12	A	7000
Sonata 2.4	Mitsubishi TA	90 - 92	OBD + MIT/12	A	7000

HYUNDAI

Modelos	Sistema	Ano	Conector	Posição	Scanner
---------	---------	-----	----------	---------	---------

Sistema de Transmissão Automática / Sistema de Transmisión Automática

Tucson (LM)	Continental SIMK2K341	10 >	OBD	B	7000
Veloster	AT HK	10 >	OBD	A	7000

Sistema Direção Assistida EPS

ELANTRA (JK)	EPS	2013 >	OBD	A	7000
i30 2.0 16V (FD)	EPS	09 -12	OBD	A	7000
HB20 (HB)	EPS	2013 >	OBD	A	7000
VELOSTER (FS)	EPS	2011 >	OBD	A	7000

Sistema BCM (Módulo de Controle da Carroceria)

i30 2.0 16V (FD)	BCM	09 >	OBD	B	7000
------------------	-----	------	-----	---	------

Sistema de ABS

Azera 2.7 V6 24V (TG)	ABS/ESP	07 - 10	OBD	B	7000
Azera 3.3 V6 24V (TG)	ABS/ESP	07 - 10	OBD	B	7000
Azera 3.8 V6 24V (TG)	ABS/ESP	07 - 10	OBD	B	7000
Elantra 1.5	Mitsubishi ABS	91 - 95	OBD + MIT/12	A	7000
Elantra 1.6	Mitsubishi ABS	91 - 95	OBD + MIT/12	A	7000
Elantra 1.8 16V	ABS/ESP	12 >	OBD	B	7000
Excel	Mitsubishi ABS	90 - 95	OBD + MIT/12	A	7000
HB20	ABS MANDO	12 >	OBD	A	7000
i30 (FD)	ABS/ESP	09 >	OBD	B	7000
i30	ABS - MOBIS	13 >	OBD	A	7000
ix35 (EL)	ABS/ESP	10 >	OBD	B	7000
Precis 1.5	Mitsubishi ABS	90 - 92	OBD + MIT/12	A	7000
Santa Fé 2.7 V6 (CM)	ABS/ESP	07 - 09	OBD	B	7000
Santa Fé 3.3 V6 (CM)	ABS/ESP	07 - 09	OBD	B	7000
Santa Fé 3.5 V6 (CM)	ABS/ESP	10 >	OBD	B	7000
Santa Fé 3.5	ABS - MOBIS	12 >	OBD	A	7000
Sonata 1.8	Mitsubishi ABS	90 - 92	OBD + MIT/12	A	7000
Sonata 2.0	Mitsubishi ABS	92 - 95	OBD + MIT/12	A	7000
Sonata 2.4	Mitsubishi ABS	90 - 92	OBD + MIT/12	A	7000
Tucson (JM)	ABS/ESP	05 >	OBD	B	7000
Tucson (LM)	ABS/ESP	10 >	OBD	B	7000
Veloster	ABS / ESP HY	10 >	OBD	A	7000

Sistema de Air Bag

Azera 2.7 V6 24V (TG)	SRS - MOBIS	07 - 10	OBD	B	7000
Azera 3.3 V6 24V (TG)	SRS - MOBIS	07 - 10	OBD	B	7000
Azera 3.8 V6 24V (TG)	SRS - MOBIS	07 - 10	OBD	B	7000
Elantra 1.5	Mitsubishi SRS	91 - 95	OBD + MIT/12	A	7000
Elantra 1.6	Mitsubishi SRS	91 - 95	OBD + MIT/12	A	7000
Excel	Mitsubishi SRS	90 - 95	OBD + MIT/12	A	7000
HB20	SRS - TRW	12 >	OBD	A	7000
i30 (FD)	SRS - MOBIS	09 >	OBD	B	7000
i30	SRS - MOBIS	13 >	OBD	A	7000
ix35 (EL)	SRS	10 >	OBD	B	7000
Precis 1.5	Mitsubishi SRS	90 - 92	OBD + MIT/12	A	7000
Santa Fé 2.7 V6 (CM)	SRS - MOBIS	07 - 09	OBD	B	7000
Santa Fé 3.3 V6 (CM)	SRS - MOBIS	07 - 09	OBD	B	7000
Santa Fé 3.5 V6 (CM)	SRS	10 >	OBD	A	7000
Santa Fé 3.5	SRS - MOBIS	12 >	OBD	A	7000
Sonata 1.8	Mitsubishi SRS	90 - 92	OBD + MIT/12	A	7000
Sonata 2.0	Mitsubishi SRS	92 - 95	OBD + MIT/12	A	7000
Sonata 2.4	Mitsubishi SRS	90 - 92	OBD + MIT/12	A	7000
Tucson (JM)	SRS - MOBIS	05 >	OBD	B	7000
Tucson (LM)	SRS	10 >	OBD	B	7000
Veloster (FS)	SRS	10 >	OBD	B	7000

JAC

Modelos	Sistema	Ano	Conector	Posição	Scanner
---------	---------	-----	----------	---------	---------

Sistema de Injeção Otto / Sistema de Inyección Otto

J2 1.4 16V VVT	Delphi - MT60	12 >	OBD	A	7000
J3 1.4 16V VVT	Delphi - MT60	11 >	OBD	A	7000
J5 1.5 16V VVT	Delphi - MT60	12 >	OBD	A	7000
J6 2.0 16V	Delphi - MT22U	12 >	OBD	A	7000

Sistema de ABS

J2	ABS BOSCH 8.0	12 >	OBD	A	7000
J3	ABS BOSCH 8.0	11 >	OBD	A	7000
J5	ABS BOSCH 8.0	12 >	OBD	A	7000
J6	ABS BOSCH 8.0	12 >	OBD	A	7000

Sistema de Air Bag

J3	SRS - YANGFENG	11 >	OBD	A	7000
J3	SRS - EAST JOY LONG	11 >	OBD	A	7000
J5	SRS - YANGFENG	12 >	OBD	A	7000
J5 / J6	SRS - BOSCH	12 >	OBD	A	7000

JAGUAR

Modelos	Sistema	Ano	Conector	Posição	Scanner
Sistema de Injeção Otto / Sistema de Inyección Otto					
Jaguar XF Sport 2.0 i4 Ti	Bosch DI-Motronic	12 >	OBD	A	7000
Sistema de ABS					
Jaguar XF Sport 2.0 i4 Ti	ABS - TEVES	12 >	OBD	A	7000
Sistema de Air Bag					
Jaguar XF Sport 2.0 i4 Ti	SRS - AUTOLIV	12 >	OBD	A	7000

JEEP

Modelos	Sistema	Ano	Conector	Posição	Scanner
Sistema de Injeção Otto / Sistema de Inyección Otto					
Cherokee 4.0	MPI (OBD II)	96 – 99	OBD	C	7000
Cherokee 5.0 V8	MPI (OBD II)	96 – 99	OBD	C	7000
Gran Cherokee 4.0	MPI (OBD II)	96 – 99	OBD	C	7000
Gran Cherokee 5.0 V8	MPI (OBD II)	96 – 99	OBD	C	7000
Renegade 1.8 16V Flex	Marelli iAW-10GF	2014 >	OBD	A	7000
Wrangler 4.0 V6	MPI (OBD II)	96 – 99	OBD	C	7000
Sistema de Injeção Diesel / Sistema de Inyección Diesel					
Compass 2.0 TD (Multijet)	Bosch EDC17C69	15 >	OBD	B	7000
Renegade 2.0 TD	Bosch EDC17C69	16 >	OBD	A	7000
Sistema de ABS					
Compass	Continental MK100	15 >	OBD + ADAP FCA	B	7000
Renegade	ABS/ESP – Continental	14 >	OBD + ADAP. FCA	B	7000
Sistema de Air Bag					
Compass	Mopar	15 >	OBD + ADAP FCA	B	7000
Renegade	BOSCH ORC	14 >	OBD + ADAP. FCA	B	7000
Sistema de Body Computer (Central Elétrica)					
Renegade	Marelli	14 >	OBD	B	7000
Sistema de Imobilizador					
Renegade	Marelli	14 >	OBD	B	7000
Sistema de Painel de Instrumentos					
Compass	Painel – Reset Revisão	15 >	OBD	B	7000
Renegade	Marelli	14 >	OBD	B	7000
Sistema de Transmissão Automática / Sistema de Transmisión Automática					
Compass	AT6 – AISIN	15 >	OBD	B	7000
Compass	AT9 – ZF	15 >	OBD	B	7000
Renegade	AT6 – AISIN	14 >	OBD	B	7000
Renegade	AT9 – ZF	14 >	OBD	B	7000
Sistema Alavanca Cambio					
Compass	ZF	15 >	OBD	B	7000
Renegade	ZF	14 >	OBD	B	7000
Sistema Telemático / Sistema Telemático					
Renegade	Telemática – ETM Herman	14 >	OBD	B	7000
Direção Elétrica					
Compass	EPS (TRW)	15 >	OBD + ADAP FCA	B	7000
Renegade	EPS (TRW)	14 >	OBD + ADAP. FCA	B	7000
Sistema Controle das Portas					
Renegade	DMM Continental (retrovisores)	14 >	OBD	B	7000
Sistema Controle de Tração					
Compass	DTCM	15 >	OBD	B	7000
Renegade	DTCM	14 >	OBD	B	7000
Sistema Aux. De Estacionamento					
Renegade	Bosch PAM e PAM 12 canais	14 >	OBD + ADAP. FCA	B	7000
Sistema FPS – Sistema de proteção contra incêndio					
Compass	FPS – Bloqueio de Combustível	15 >	OBD	B	7000
Renegade	FPS – Bloqueio de Combustível	14 >	OBD	B	7000
Sistema Freio de Estacionamento – EPB					
Compass	EPB	15 >	OBD + ADAP FCA	B	7000
Renegade	EPB	14 >	OBD + ADAP FCA	B	7000



Modelos	Sistema	Ano	Conector	Posição	Scanner
---------	---------	-----	----------	---------	---------

Sistema de Injeção Otto / Sistema de Inyección Otto

Carens 1.8	DOHC TED	97 >	OBD+KIA ou OBD	M / C	7000
Carnival 2.5 V6	KIA-KW	99 >	OBD+KIA ou OBD	M / C	7000
Carnival 2.7 V6 24V (VQ)	Delphi MT38	07 - 11	OBD	B	7000
Carnival 3.8 V6 24V (VQ)	Delphi MT38	07 - 11	OBD	B	7000
Clarus 1.8 16V	Motronic 2.10.3	96 >	OBD+KIA ou OBD	M / C	7000
Clarus 2.0 16V	Motronic 2.10.3	96 >	OBD+KIA ou OBD	M / C	7000
Cerato 1.6 16V (TD)	Kefico MG7.9.8	09 - 10	OBD	B	7000
Cerato 1.6 16V	Kefico ME17.9.11	11 >	OBD	B	7000
Enterprise 2.5	J5 DOHC	97 >	OBD+KIA ou OBD	M / C	7000
Enterprise 3.0	J5 DOHC	97 >	OBD+KIA ou OBD	M / C	7000
Enterprise 3.6	J6 DOHC	97 >	OBD+KIA ou OBD	M / C	7000
Mohave 3.8 V6 24V (HM)	Delphi MT38	09 - 11	OBD	B	7000
PiOBdto 1.0 (SA)	Kefico M7.9.8	08 - 10	OBD	B	7000
PiOBdto 1.0 12V	ME17.9.11.1	11 >	OBD	B	7000
PiOBdto 1.1 (SA)	Kefico M7.9.8	08 - 10	OBD	B	7000
Opirus 2.7 V6 24V (VQ)	Delphi MT38	07 - 10	OBD	B	7000
Opirus 3.8 V6 24V (VQ)	Delphi MT38	07 - 10	OBD	B	7000
Retona 2.0	KIA	97 >	OBD+KIA ou OBD	M / C	7000
Rio 1.3	KIA	00 >	OBD+KIA ou OBD	M / C	7000
Rio 1.5	KIA	00 >	OBD+KIA ou OBD	M / C	7000
Sephia II 1.5 16V	Siemens FX5.1	98 >	OBD+KIA ou OBD	L / C	7000
Sephia II 1.8	DOHC TED	97 >	OBD+KIA ou OBD	M / C	7000
Shuma 1.5 16V	Siemens FX5.1	98 >	OBD+KIA ou OBD	L / C	7000
Shuma 1.8 DOHC	Motronic 4.6	97 >	OBD+KIA ou OBD	M / C	7000
Sorento 2.4 16V (XM)	Continental SIMK2K341	10 >	OBD	B	7000
Sorento 3.3 V6 24V (BL)	Delphi MT38	07 - 09	OBD	B	7000
Sorento 3.5 V6 24V (XM)	Continental	10 >	OBD	B	7000
Sorento 3.8 V6 24V (BL)	Delphi MT38	07 - 09	OBD	B	7000
Soul 1.6 16V (AM)	Kefico MG7.9.8	09 - 10	OBD	B	7000
Soul 1.6 16V (AM)	Kefico ME17.9.11	11 >	OBD	B	7000
Soul 1.6 16V	MEG17.9.12 (AT)	12 >	OBD	B	7000
Spectra 1.5	KIA	00 >	OBD+KIA ou OBD	M / C	7000
Spectra 1.6	KIA	00 >	OBD+KIA ou OBD	M / C	7000
Sportage 2.0 DOHC	Motronic 2.10.1	93 - 97	OBD + KIA	M	7000
Sportage 2.0 DOHC	HFM	97 >	OBD+KIA ou OBD	M / C	7000
Sportage 2.0 16V (KM)	Siemens - SIMK43C	08 - 10	OBD	B	7000

Sistema de Injeção Diesel / Sistema de Inyección Diesel

Bongo 2.5 TCI	Hyundai TCI	03>	OBD	A	7000
Bongo 2.7 J2	Hyundai TCI	03>	OBD	A	7000

Sistema de ABS

Carnival	ABS / ESP	07 - 11	OBD	B	7000
Sorento	ABS / ESP	07 - 09	OBD	B	7000
Sorento	ABS / ESP	10 >	OBD	B	7000
Soul	ABS - MANDO	10 >	OBD	B	7000
SPORTAGE 2.0 16 v	ABS / ESP	08 - 10	OBD	A	7000

Sistema de Air Bag

Carens	KIA - SRS 1	97 >	OBD + KIA	M / C	7000
Carnival	KIA - SRS 1	99 >	OBD + KIA	M / C	7000
Clarus	KIA - SRS 1	96 >	OBD + KIA	M / C	7000
PiOBdto 1.0 (SA)	SRS - MOBIS	08 - 10	OBD	B	7000
PiOBdto 1.1 (SA)	SRS - MOBIS	08 - 10	OBD	B	7000
Rio	KIA - SRS 2	98 >	OBD + KIA	M / C	7000
Sephia	KIA - SRS 2	97 <	OBD + KIA	M / C	7000
Sephia II	KIA - SRS 1	98 >	OBD + KIA	M / C	7000
Shuma	KIA - SRS 1	97 >	OBD + KIA	M / C	7000
Soul (AM)	SRS - MOBIS	09 >	OBD	B	7000
Sorento (XM)	SRS	10 >	OBD	B	7000
Spectra	KIA - SRS 2	00 >	OBD + KIA	M / C	7000
SPORTAGE 2.0 16 v	MOBIS	08 - 10	OBD	A	7000

Sistema de Transmissão Automática / Sistema de Transmisión Automática

Carnival 2.7 V6 24V (VQ)	Delphi MT38-AT	07 - 11	OBD	B	7000
Carnival 3.8 V6 24V (VQ)	Delphi MT38-AT	07 - 11	OBD	B	7000
Sorento 2.4 16V (XM)	Continental SIMK2K341	10 >	OBD	B	7000
Sorento 3.3 V6 24V (BL)	Delphi MT38-AT	07 - 09	OBD	B	7000
Sorento 3.5 V6 24V (XM)	Continental	10 >	OBD	B	7000
Sorento 3.8 V6 24V (BL)	Delphi MT38-AT	07 - 09	OBD	B	7000

Sistema de Transmissão Automática / Sistema de Transmisión Automática

Soul	AT4/HK	10 >	OBD	B	7000
------	--------	------	-----	---	------

Sistema Direção Assistida EPS

Picanto 1.0 12v (SA)	MDPS	09-11	OBD	A	7000
Picanto 1.0/1.1 (SA)	EPS	12>	OBD	B	7000
Soul 1.6 16V	EPS	09 - 14	OBD	A	7000

LANCIA

Modelos	Sistema	Ano	Conector	Posição	Scanner
Sistema de Injeção Otto / Sistema de Inyección Otto					
Dedra / Delta 2.0 8V	Marelli IAW-P8	89 – 96	OBD + FIAT	H	7000
Dedra / Delta 1.6 16V	Marelli IAW-49F	98 >	OBD	B	7000
Kappa 2.0 / 2.4 20V	Bosch ME3.1	98 >	OBD+FIAT ou OBD	M / B	7000

Sistema de Injeção Diesel / Sistema de Inyección Diesel

Kappa 2.4 JTD	Bosch EDC 15C	98 >	OBD + FIAT	L	7000
Lybra 1.9 JTD	Bosch EDC 15C / C7	98 >	OBD	B	7000
Lybra 2.4 JTD	Bosch EDC 15C / C7	99 >	OBD	B	7000
Thesis	Bosch EDC 15C7	01 >	OBD	B	7000

LAND ROVER

Modelos	Sistema	Ano	Conector	Posição	Scanner
Sistema de Injeção Otto / Sistema de Inyección Otto					
Evoque 2.0 Si4	Bosch DI-Motronic	12 >	OBD	A	7000
Freelander 2 3.2 i6 HSE	FoMoCo	06 – 12	OBD	A	7000

Sistema de Injeção Diesel / Sistema de Inyección Diesel

Evoque 2.2 16V SD4	Bosch EDC17CP42	11 >	OBD	A	7000
Freelander 2.2 16V ED4	Bosch EDC16CP39	06 – 12	OBD	A	7000
Freelander 2.2 16V ED4/TD4	Bosch EDC17CP42	10 >	OBD	A	7000
Freelander 2.2 16V SD4	Bosch EDC17CP42	10 >	OBD	A	7000

Sistema de ABS

Evoque	ABS - TEVES	12 >	OBD	A	7000
Freelander 2	ABS - LR	06 – 12	OBD	A	7000

Sistema Freio de Estacionamento

Evoque	PBM	12 >	OBD	B	7000
--------	-----	------	-----	---	------

Sistema de Air Bag

Evoque	SRS - AUTOLIV	12 >	OBD	A	7000
Freelander 2	SRS - LR	06 – 12	OBD	A	7000

Sistema de Transmissão Automática / Sistema de Transmisión Automática

Freelander 2	Aisin AWF21	06 >	OBD	A	7000
--------------	-------------	------	-----	---	------

LIFAN

Modelos	Sistema	Ano	Conector	Posição	Scanner
Sistema de Injeção Otto / Sistema de Inyección Otto					
320 1.3 16V	Delphi - MT22U	09 >	OBD	A	7000
620 1.6 16V	Delphi - MT22U	09 >	OBD	A	7000
X60 1.8 16V VVT	Delphi - VVT ETC	11 >	OBD	A	7000

Sistema de ABS

320	ABS - MANDO MHG-25	09 >	OBD	A	7000
620	ABS - MANDO MHG-25	09 >	OBD	A	7000
X60	ABS - BWI	11 >	OBD	A	7000

Sistema de Air Bag

320	SRS - CONTINENTAL	09 >	OBD	A	7000
620	SRS - BOSCH AB10	09 >	OBD	A	7000
X60	SRS - TAKATA K6	11 >	OBD	A	7000

LEXUS

Modelos	Sistema	Ano	Conector	Posição	Scanner
Sistema de Air Bag					
ES300	SRS-TOYOTA	99 >	OBD	C	7000
GS300	SRS-TOYOTA	99 >	OBD	C	7000
GS400	SRS-TOYOTA	99 >	OBD	C	7000
GS430	SRS-TOYOTA	01 >	OBD	C	7000
GS470	SRS-TOYOTA	03 >	OBD	C	7000
IS300	SRS-TOYOTA	01 >	OBD	C	7000
LS400	SRS-TOYOTA	99 >	OBD	C	7000
LS430	SRS-TOYOTA	01 >	OBD	C	7000
LX470	SRS-TOYOTA	99 >	OBD	C	7000
RX300	SRS-TOYOTA	99 >	OBD	C	7000
SC430	SRS-TOYOTA	02 >	OBD	C	7000

MAZDA

Modelos	Sistema	Ano	Conector	Posição	Scanner
Sistema de Injeção Otto / Sistema de Inyección Otto					
Mazda121 1.25 16V	MAZDA EEC-V	96 >	OBD	B	7000
Mazda 3 2.0 16V / 6 2.0 16V	MAZDA EEC-VI	04 >	OBD	B	7000

MERCEDES-BENZ

Modelos	Sistema	Ano	Conector	Posição	Scanner
Sistema de Injeção Otto / Sistema de Inyección Otto					
A160	VDO MSM 1.1	98 >	OBD	B	7000
A190	VDO MSM 1.1	00 >	OBD	B	7000
C180 1.8 16V Kompressor	SIM271KE2.0	08 - 10	OBD	B	7000
C180 1.8 16V CGI Turbo	SIM271DE2.0	11 - 14	OBD	B	7000
C200 1.8 16V Kompressor	SIM271KE2.0	08 - 10	OBD	B	7000
C200 1.8 16V CGI Turbo	SIM271DE2.0	11 - 14	OBD	B	7000
C250 1.8 16V Kompressor	SIM271KE2.0	08 - 10	OBD	B	7000
C250 1.8 16V CGI Turbo	SIM271DE2.0	11 - 14	OBD	B	7000
E200 1.8 16V Kompressor	SIM271KE2.0	08 - 10	OBD	B	7000
E200 1.8 16V CGI Turbo	SIM271DE2.0	11 - 14	OBD	B	7000
E250 1.8 16V Kompressor	SIM271KE2.0	08 - 10	OBD	B	7000
E250 1.8 16V CGI Turbo	SIM271DE2.0	11 - 14	OBD	B	7000
ML320	ME2.0 (OBD II - ISO)	98 >	OBD	C	7000

Sistema de Injeção Diesel / Sistema de Inyección Diesel					
C 200/220/270 CDI (203)	Bosch EDC-15C6	01 >	OBD	B	7000
CKL 270 CDI (209)	Bosch EDC-15C6	02 >	OBD	B	7000
G 270 CDI (463)	Bosch EDC-15C6	> 03	OBD	B	7000
ML 270 CDI	Bosch EDC-15C6	01 >	OBD	B	7000
S 320 CDI (220)	Bosch EDC-15C6	99 - 02	OBD	B	7000
Sprinter 311 CDI 2.2	Bosch EDC-15C6	01 >	OBD + MB14	A	7000
Sprinter 313 CDI 2.2	Bosch EDC-15C6	01 >	OBD + MB14	A	7000
Sprinter 413 CDI 2.2	Bosch EDC-15C6	01 >	OBD + MB14	A	7000
Sprinter 2.2 CDI D2	DELPHI	2012 >	OBD	A	7000
Sprinter 2.2 Bi-turbo	Delphi CRD3	16 >	OBD	B	7000

Sistema de ABS / ESP / BAS					
A140/160/170/190/210	ABS/ESP/BAS 1.14/34	97 >	OBD	M	7000
C180/200/250 (W204)	ABS - Ate ESP	08 >	OBD	A	7000
C180/200/250 (W204)	ABS - ESP212	11 - 14	OBD	A	7000
E200/250 (W212/S212)	ABS - Ate ESP	08 >	OBD	A	7000
E200/250 (W212/S12)	ABS - ESP212	11 - 14	OBD	A	7000
Sprinter 2.2 CDI D2	ABS ESP 906	2012 >	OBD	A	7000
Sprinter 2.2 CDI D2	ABS - ESP9CEI	2012 >	OBD	A	7000

Sistema de Air Bag					
A140/160/170/190/210	SRS - A180	97 >	OBD	M	7000
C180/200/250 (W204)	SRS - Bosch	08 >	OBD	A	7000
C180/200/250 (W204)	SRS - Continental	11 - 14	OBD	A	7000
E200/250 (W212/S212)	SRS - Bosch	08 >	OBD	A	7000
E200/250 (W212/S12)	SRS - Continental	11 - 14	OBD	A	7000
Sprinter 2.2 CDI D2	AB906	2012 >	OBD	A	7000

Sistema de Transmissão Automática / Sistema de Transmisión Automática					
A140/160/170/190/210	Embreagem Aut.(AKS)	97 >	OBD	M	7000
C180/200/250 (W204)	EGS53 (722.6 5 Speed)	08 >	OBD	A	7000
C180/200/250 (W204)	VGSNAG2 (722.9 7 Speed)	11 - 14	OBD	A	7000
E200/250 (W212/S212)	EGS53 (722.6 5 Speed)	08 >	OBD	A	7000
E200/250 (W212/S12)	VGSNAG2 (722.9 7 Speed)	11 - 14	OBD	A	7000

Sistema de Painel de Instrumentos					
A140/160/170/190/210	Magneti Marelli	97 >	OBD	B	7000
Sprinter 2.2 CDI D2	Painel IC906	2012 >	OBD	A	7000

MINI

Modelos	Sistema	Ano	Conector	Posição	Scanner
Sistema de Injeção Otto / Sistema de Inyección Otto					
Mini Cooper 1.6 16V	Bosch MEV17.2.2	09 >	OBD	B	7000
Mini Cooper 1.6 16V Turbo	Bosch MEVD17.2.2	09 >	OBD	B	7000
Sistema de ABS					
Mini Cooper	ESP - TRW EBC450	09 >	OBD	B	7000
Sistema de Air Bag					
Mini Cooper	AB ACSM1	09 >	OBD	B	7000
Sistema de Transmissão Automática / Sistema de Transmisión Automática					
Mini Cooper	AT 6 Velocidades GSF21x	09 >	OBD	B	7000
Mini Cooper	Painel Mini 3.0	09 >	OBD	B	7000

Modelos	Sistema	Ano	Conector	Posição	Scanner
---------	---------	-----	----------	---------	---------

Sistema de Injeção Otto / Sistema de Inyección Otto

3000 Gt	Mitsubishi MPI	91 – 95	OBD + MIT/12	C	7000
ASX 2.0 16V MIVEC	Mitsubishi SM	10 >	OBD	A	7000
Colt 1.6	Mitsubishi MPI	95 – 97	OBD + MIT/12	C	7000
Colt 1.8	Mitsubishi MPI	95 >	OBD + MIT/12	C	7000
Diamant 2.5	Mitsubishi MPI	91 – 93	OBD + MIT/12	C	7000
Diamant 3.0	Mitsubishi MPI	91 – 93	OBD + MIT/12	C	7000
Eclipse 1.8	Mitsubishi MPI	90 – 92	OBD + MIT/12	B	7000
Eclipse 2.0	Mitsubishi MPI	90 – 98	OBD + MIT/12	B	7000
Eclipse 2.0 16V T	MPFI (OBD II - ISO)	96 – 99	OBD	C	7000
Expo 1.8	Mitsubishi MPI	> 93	OBD + MIT/12	C	7000
Expo 2.4	Mitsubishi MPI	> 93	OBD + MIT/12	C	7000
Galant 2.0	Mitsubishi MPI	92 – 98	OBD + MIT/12	C	7000
Galant 3.5	Mitsubishi MPI	92 – 98	OBD + MIT/12	C	7000
L200 Triton 3.5 V6 Flex	Marelli IAW-4GM	11 >	OBD	C	7000
Lancer 1.6	Mitsubishi MPI	93 – 98	OBD + MIT/12	C	7000
Lancer 1.8	Mitsubishi MPI	93 – 97	OBD + MIT/12	C	7000
Lancer 1.8 16V MIVEC	Mitsubishi SM	07 >	OBD	A	7000
Lancer 2.0 16V MIVEC	Mitsubishi SM	07 >	OBD	A	7000
Lancer 2.4 16V MIVEC	Mitsubishi SM	07 >	OBD	A	7000
Lancer 2.0 16V Turbo MIVEC	Mitsubishi SM	07 >	OBD	A	7000
Mirage 1.5	Mitsubishi MPI	89 – 92	OBD + MIT/12	C	7000
Mirage 1.6	Mitsubishi MPI	89 – 95	OBD + MIT/12	C	7000
Mirage 1.8	Mitsubishi MPI	91 – 95	OBD + MIT/12	C	7000
Outlander 2.0 16V MIVEC	Mitsubishi SM	07 >	OBD	A	7000
Outlander 2.4 16V MIVEC	Mitsubishi SM	07 >	OBD	A	7000
Outlander 3.0 V6 MIVEC	Mitsubishi SM	07 >	OBD	A	7000
Pajero 3.0	Mitsubishi MPI	89 – 98	OBD + MIT/12	C	7000
Pajero 3.5 V6 24V	MPFI (OBD II - ISO)	96 – 99	OBD	C	7000
Pajero Dakar 3.5 V6 Flex	Marelli IAW-4GM	12 >	OBD	C	7000
Pajero TR4	MPFI (OBD II - ISO)	03 – 07	OBD	C	7000
Pajero TR4 2.0 16V	Marelli IAW-4AM	08 – 09	OBD	C	7000
Pajero TR4 2.0 16V Flex	Marelli IAW-4CM	10 >	OBD	C	7000
Space Wagon 2.4	Mitsubishi MP	93 – 99	OBD + MIT/12	C	7000

Sistema de Injeção Diesel / Sistema de Inyección Diesel

L200 2.5 HPE	MPI-3	03 – 05	OBD	B	7000
L200 Triton 3.2 HPE	DENSO	11 >	OBD	B	7000
Pajero 3.2 HPE	Mitsubishi MPI3	01 >	OBD	/	7000
Pajero 3.2 HPE	DENSO Diesel	11 >	OBD	/	7000

Sistema de ABS

3000 Gt	Mitsubishi ABS	91 – 95	OBD + MIT/12	C	7000
ASX	Mitsubishi ABS - Ate	10 >	OBD	A	7000
Colt	Mitsubishi ABS	95 >	OBD + MIT/12	C	7000
Diamant	Mitsubishi ABS	91 – 93	OBD + MIT/12	C	7000
Eclipse	Mitsubishi ABS	90 – 98	OBD + MIT/12	B	7000
Expo	Mitsubishi ABS	> 93	OBD + MIT/12	C	7000
Galant	Mitsubishi ABS	92 – 98	OBD + MIT/12	C	7000
Lancer	Mitsubishi ABS	93 – 98	OBD + MIT/12	C	7000
Lancer	Mitsubishi ABS - Ate	07 >	OBD	A	7000
L200	Mitsubishi ABS - OBD	07 >	OBD	C	7000
Mirage	Mitsubishi ABS	89 – 95	OBD + MIT/12	C	7000
Outlander	Mitsubishi ABS - Ate	07 >	OBD	A	7000
Pajero	Mitsubishi ABS	89 – 98	OBD + MIT/12	C	7000
Pajero Dakar 3.5 V6 flex	ABS MIT	12 >	OBD	C	7000
Space Wagon	Mitsubishi ABS	93 – 99	OBD + MIT/12	C	7000

Sistema de Air Bag

3000 Gt	Mitsubishi SRS	91 – 95	OBD + MIT/12	C	7000
ASX	Mitsubishi SRS - OBD	10 >	OBD	A	7000
Colt	Mitsubishi SRS	95 >	OBD + MIT/12	C	7000
Diamant	Mitsubishi SRS	91 – 93	OBD + MIT/12	C	7000
Eclipse	Mitsubishi SRS	90 – 98	OBD + MIT/12	B	7000
Eclipse 2.0 16V Turbo	Mitsubishi SRS	96 >	OBD	B	7000
Expo	Mitsubishi SRS	> 93	OBD + MIT/12	C	7000
Galant	Mitsubishi SRS	92 – 98	OBD + MIT/12	C	7000
Lancer	Mitsubishi SRS	93 – 98	OBD + MIT/12	C	7000
Lancer	Mitsubishi SRS - OBD	07 >	OBD	A	7000
L200	Mitsubishi SRS	07 >	OBD	C	7000
Mirage	Mitsubishi SRS	89 – 95	OBD + MIT/12	C	7000
Outlander	Mitsubishi SRS - OBD	07 >	OBD	A	7000
Pajero 3.0	Mitsubishi SRS	89 – 98	OBD + MIT/12	C	7000
Pajero TR4	Mitsubishi SRS	03 – 07	OBD	C	7000
Space Wagon 2.4	Mitsubishi SRS	93 – 99	OBD + MIT/12	C	7000

Sistema de Transmissão Automática / Sistema de Transmisión Automática

3000 Gt	Mitsubishi TA	91 – 95	OBD + MIT/12	C	7000
ASX	INVECS III CVT	10 >	OBD	A	7000
Colt	Mitsubishi TA	95 – 97	OBD + MIT/12	C	7000
Diamant	Mitsubishi TA	91 – 93	OBD + MIT/12	C	7000
Eclipse	Mitsubishi TA	90 – 98	OBD + MIT/12	B	7000
Expo	Mitsubishi TA	> 93	OBD + MIT/12	C	7000

MITSUBISHI

Modelos	Sistema	Ano	Conector	Posição	Scanner
Sistema de Transmissão Automática / Sistema de Transmisión Automática					
Galant	Mitsubishi TA	92 – 98	OBD + MIT/12	C	7000
Lancer	Mitsubishi TA	93 – 98	OBD + MIT/12	C	7000
Lancer	INVECS III CVT	07 >	OBD	A	7000
L200	Mitsubishi TA	07 >	OBD	C	7000
Mirage	Mitsubishi TA	89 – 95	OBD + MIT/12	C	7000
Outlander	INVECS III CVT	07 >	OBD	A	7000
Pajero 3.0	Mitsubishi TA	89 – 98	OBD + MIT/12	C	7000
Pajero Dakar 3.5 V6 flex	AT Mitsubishi	12 >	OBD	C	7000
Space Wagon 2.4	Mitsubishi TA	93 – 99	OBD + MIT/12	C	7000

NISSAN

Modelos	Sistema	Ano	Conector	Posição	Scanner
Sistema de Injeção Otto / Sistema de Inyección Otto					
200 SX 2.0 16V Turbo	Nissan ECCS	94 – 99	OBD + NISSAN	C	7000
300 ZX 3.0 24V	Nissan ECCS	92 – 96	OBD + NISSAN	C	7000
300 ZX 3.0 24V Turbo	Nissan ECCS	92 – 96	OBD + NISSAN	C	7000
Almera 1.4 16V	Nissan ECCS	95 – 00	OBD + NISSAN	C	7000
Almera 1.6 16V	Nissan ECCS	95 – 00	OBD + NISSAN	C	7000
Cima 3.0 24V	Nissan	91 – 95	OBD + NISSAN	C	7000
Cima 4.1 32V	Nissan	92 – 95	OBD + NISSAN	C	7000
Crew 2.0 16V	Nissan ECCS	94 – 99	OBD + NISSAN	C	7000
Infiniti 3.0 24V V6	Nissan ECCS	92 – 99	OBD + NISSAN	C	7000
Infiniti 3.3 24V V6	Nissan ECCS	97 – 99	OBD + NISSAN	C	7000
Livina 1.6 16V Flex	Continental SIM32C	10 >	OBD	B	7000
Livina 1.8 16V Flex	Bosch ME7.9.20	10 >	OBD	B	7000
March 1.0 16V Flex	Bosch ME7.9.20	12 >	OBD	B	7000
March 1.0 16V Flex	Continental - EMS3110	12 >	OBD	B	7000
March 1.0 12V	Bosch Motronic	15 >	OBD	A	7000
March 1.6 16V Flex	Bosch ME7.9.20	12 >	OBD	B	7000
Maxima 2.0 24V	Nissan ECCS	94 – 00	OBD + NISSAN	C	7000
Maxima 2.5 24V	Nissan ECCS	94 – 00	OBD + NISSAN	C	7000
Maxima 3.0 24V V6	Nissan ECCS	94 – 00	OBD + NISSAN	C	7000
Micra 1.0 16V	Motronic M1.11	92 – 96	OBD + NISSAN	C	7000
Micra 1.0 16V	Motronic M1.9.5	96 – 00	OBD + NISSAN	C	7000
Micra 1.3 16V	Motronic M1.11	92 – 96	OBD + NISSAN	C	7000
Micra 1.3 16V	Motronic M1.9.5	96 – 00	OBD + NISSAN	C	7000
Micra 1.4 16V	Motronic M1.9.5	96 – 00	OBD + NISSAN	C	7000
Pathfinder 3.0	Nissan ECCS	95 – 99	OBD + NISSAN	C	7000
Pathfinder 3.0	ECCS (OBD II - ISO)	96 – 99	OBD	C	7000
Pathfinder 3.3	Nissan ECCS	97 – 00	OBD + NISSAN	C	7000
Patrol 4.2	Nissan	92 – 97	OBD + NISSAN	C	7000
Patrol 4.5	Nissan	97 – 00	OBD + NISSAN	C	7000
Pick Up 3.0	ECCS (OBD II - ISO)	96 – 99	OBD	C	7000
Platina 1.6 16V	Sirius 32	01 >	OBD	E	7000
Primera 1.6 16V	Nissan ECCS	93 – 96	OBD + NISSAN	C	7000
Primera 2.0 16V	Nissan ECCS	94 – 96	OBD + NISSAN	C	7000
Primera 2.0 16V	Motronic M1.9.2	94 – 96	OBD + NISSAN	C	7000
Primera 2.0 16V	Motronic M1.9.4	94 – 96	OBD + NISSAN	C	7000
Sentra 1.6 16V	Nissan ECCS	92 – 99	OBD + NISSAN	C	7000
Sentra 2.0 16V	Nissan ECCS	92 – 99	OBD + NISSAN	C	7000
Sentra 2.0 16V	Nissan ECCS	92 – 99	OBD + NISSAN	C	7000
Sentra 2.0 16V	Hitachi	07 – 09	OBD	A	7000
Sentra 2.0 16V Flex	Bosch ME7.9.20	10 >	OBD	A	7000
Sentra 2.0 16V Flex	Bosch Motronic	14 >	OBD	A	7000
Serena 1.6 16V	Nissan ECCS	92 – 99	OBD + NISSAN	C	7000
Tiida 1.8 16V	Hitachi MEC90	07 – 09	OBD	A	7000
Tiida 1.8 16V	Hitachi MEC90	07 – 09	OBD	A	7000
Tiida 1.8 16V Flex	Bosch ME7.9.20	10 >	OBD	A	7000
Terrano 2.4 12V	Nissan	96 – 00	OBD + NISSAN	C	7000
Versa 1.0 12V	Bosch Motronic	16 >	OBD	A	7000
Versa 1.6 16V Flex	Bosch ME7.9.20	12 >	OBD	B	7000
X-Trail 3.7	ECCS (OBD II - ISO)	2	OBD	C	7000

Sistema de Injeção Diesel / Sistema de Inyección Diesel

Almera 2.0 D	Zexel EDC	95 – 00	OBD + NISSAN	C	7000
Almera 2.2 16V TD	Nissan ECCS	00 – 01	OBD + NISSAN	C	7000
Frontier 2.8 D	Bosch EDC-16/17	05 >	OBD	C	7000
Frontier 2.5 16V TD	DENSO KW	05 – 12	OBD	C	7000
Frontier 2.5 16V TD	DENSO OBD	12 >	OBD	C	7000
Micra 1.5 D	Bosch EDC AS4.1	98 – 00	OBD + NISSAN	C	7000
Pathfinder 2.5 16V TD	DENSO OBD	12 >	OBD	C	7000
Pathfinder 3.2 TD	Bosch EDC	97 >	OBD + NISSAN	C	7000
Patrol 2.8 D	Zexel EDC	97 – 00	OBD + NISSAN	C	7000
Patrol 3.0 16V TD	Nissan	97 >	OBD	C	7000
Patrol 4.8 D	Nissan	97 >	OBD + NISSAN	C	7000
Primera 2.0 TD	Bosch EDC-15	00 <	OBD + NISSAN	C	7000
Primera 2.0 TD	Zexel EDC	00 <	OBD + NISSAN	C	7000
Terrano 2.7 TD	Zexel EDC	96 – 00	OBD + NISSAN	C	7000

NISSAN

Modelos	Sistema	Ano	Conector	Posição	Scanner
---------	---------	-----	----------	---------	---------

Sistema de Injeção Diesel / Sistema de Inyección Diesel

Terrano 2.7 TD	Bosch MSA15	95 – 97	OBD + NISSAN	C	7000
Xterra 2.8 D	Bosch EDC-16/17	05 >	OBD	C	7000

Sistema de Transmissão Automática / Sistema de Transmisión Automática

200 SX	Nissan AT	94 – 99	OBD + NISSAN	C	7000
300 ZX	Nissan AT	92 – 96	OBD + NISSAN	C	7000
Almera	Nissan AT	95 – 00	OBD + NISSAN	C	7000
Infiniti	Nissan AT	92 – 99	OBD + NISSAN	C	7000
Livina	AT4 – Hitachi	10 – 14	OBD	B	7000
Maxima	Nissan AT	92 – 99	OBD + NISSAN	C	7000
Micra	Nissan AT	92 – 00	OBD + NISSAN	C	7000
Pathfinder	Nissan AT	95 – 99	OBD + NISSAN	C	7000
Primera	Nissan AT	94 – 00	OBD + NISSAN	C	7000
Sentra	Nissan AT	92 – 99	OBD + NISSAN	C	7000
Tiida	AT4 – Hitachi	07 – 13	OBD	B	7000

Sistema de Air Bag

200 SX	Nissan SRS	94 – 99	OBD + NISSAN	C	7000
300 ZX	Nissan SRS	92 – 96	OBD + NISSAN	C	7000
Almera	Nissan SRS	95 – 00	OBD + NISSAN	C	7000
Frontier	Airbag Nissan SRS	05 >	OBD	C	7000
Infiniti	Nissan SRS	92 – 99	OBD + NISSAN	C	7000
Livina 1.6 / 1.8	Nissan SRS	10 >	OBD	B	7000
March	Nissan SRS	12 >	OBD	B	7000
March	AIRBAG - NISSAN OBDBUS	2011 >	OBD	B	7000
Maxima	Nissan SRS	92 – 99	OBD + NISSAN	C	7000
Micra	Nissan SRS	92 – 00	OBD + NISSAN	C	7000
Pathfinder	Nissan SRS	95 – 99	OBD + NISSAN	C	7000
Platina	Bosch AB8.0	01 >	OBD	E	7000
Primera	Nissan SRS	94 – 00	OBD + NISSAN	C	7000
Sentra	Nissan SRS	92 – 99	OBD + NISSAN	C	7000
Sentra 2.0 16V	Nissan SRS II	07 – 09	OBD	A	7000
Sentra 2.0 16V	AIRBAG - NISSAN	14 >	OBD	A	7000
Tiida 1.6 / 1.8	Nissan SRS	07 >	OBD	A	7000
Versa 1.0 / 1.6	Nissan SRS OBD	12 >	SW/SAE / OBDBUS	A	7000
Versa 1.0 / 1.6	Nissan SRS	12 >	OBD	A	7000
X-Trail	Nissan SRS	01 >	OBD + NISSAN	C	7000

Sistema de ABS

Frontier	ABS / NISSAN	05 >	OBD	C	7000
Livina 1.6 / 1.8	ABS Nissan	10 >	OBD	B	7000
Livina 1.6 / 1.8	ABS Nissan UDS	10 >	OBD	B	7000
March	ABS - NISSAN	2011 >	OBD	B	7000
Tiida 1.6 / 1.8	ABS Nissan	07 >	OBD	A	7000
Sentra 2.0 16V	ABS / NISSAN	07 >	OBD	B	7000
Sentra 2.0 16V	ABS EBD – BOSCH	14 >	OBD	A	7000
Versa 1.0 / 1.6	ABS Nissan	12 >	OBD	A	7000

Sistema Controle da Carroçaria

Livina	BCM	10 – 14	OBD	B	7000
Tiida	BCM	07 – 13	OBD	B	7000

Sistema de Direção Assistida

Livina	JTEKT	10 – 14	OBD	B	7000
Tiida	JTEKT	07 – 13	OBD	B	7000

Sistema de Painel de Instrumentos

Livina	IC	10 – 14	OBD	B	7000
Tiida	IC	07 – 13	OBD	B	7000

PEUGEOT

Modelos	Sistema	Ano	Conector	Posição	Scanner
---------	---------	-----	----------	---------	---------

Sistema de Injeção Otto / Sistema de Inyección Otto

106 1.0 8V	Bosch MA3.0	94 – 96	OBD+C1300+Inversor	J	7000
106 1.0 8V	Bosch MA3.1	97 >	OBD ou OBD+C1400	B	7000
106 1.1 8V	Bosch MA3.1	96 >	OBD ou OBD+C1400	B	7000
106 1.3 8V	Marelli IAW-8P	94 – 97	OBD + C1300	J / N	7000
106 1.4 8V	Bosch MA3.0	94 – 96	OBD+C1300+Inversor	J	7000
106 1.4 8V	Marelli IAW-1AP	96 >	OBD ou OBD+C1400	B	7000
106 1.4 8V	Sagem 2000	00 >	OBD	B	7000
106 1.6 8V	Bosch MP5.1	93 – 96	OBD+C1300+Inversor	J	7000
106 1.6 8V	Marelli IAW-8P	96 >	C1300	J	7000
106 1.6 8V	Bosch MP5.2	96 >	OBD ou OBD+C1400	B	7000
106 1.6 8V	Bosch M7.4.4	00 >	OBD	B	7000
106 1.6 16V	Marelli IAW-1AP	96 >	OBD ou OBD+C1400	B	7000
106 1.6 16V	Marelli IAW-4.8P	00 >	OBD	B	7000
106 1.6 16V	Bosch ME7.4.4	00 >	OBD	B	7000
205 1.0 8V	Bosch MA3.0	92 – 98	OBD+C1300+Inversor	N	7000

Modelos	Sistema	Ano	Conector	Posição	Scanner
Sistema de Injeção Otto / Sistema de Inyección Otto					
205 1.4 8V	Bosch MA3.0	92 – 97	OBD+C1300+Inversor	N	7000
206 1.0 16V	Marelli IAW-5NP	00 – 01	OBD	B	7000
206 1.0 16V	Marelli IAW-5NP MPX	02 >	OBD	B	7000
206 1.1 8V	Marelli IAW-1AP	98 >	OBD	B	7000
206 1.1 8V	Marelli IAW-4.8P	00 >	OBD	B	7000
206 1.4 8V	Bosch MP7.3	98 >	OBD	B	7000
206 1.4 8V	Marelli IAW-1AP	98 >	OBD	B	7000
206 1.4 8V	Sagem 2000	00 – 05	OBD	B	7000
206 1.4 8V Flex	Bosch ME7.4.4F	06 >	OBD	B	7000
206 1.6 8V	Bosch MP7.2	98 >	OBD	B	7000
206 1.6 8V	Bosch M7.4.4	00 >	OBD	B	7000
206 1.6 16V	Bosch ME7.4.4 / ME7.4.5	00 – 05	OBD	B	7000
206 1.6 16V Flex	Bosch ME7.4.4F / ME7.4.5F	06 >	OBD	B	7000
206 2.0 16V	Marelli IAW-4.8P	00 >	OBD	B	7000
206 2.0 16V	Marelli IAW-4MP	00 >	OBD	B	7000
206 2.0 16V	Marelli IAW-6LP	00 >	OBD	B	7000
207 1.4 8V Flex	Bosch ME7.4.4F / ME7.4.5F	08 >	OBD	B	7000
207 1.6 16V Flex	Bosch ME7.4.4F / ME7.4.5F	08 >	OBD	B	7000
208 1.2 12V 3cil	Valeo V46.4	16 >	OBD	B	7000
208 1.5 8V	Valeo V34.5	12 >	OBD	B	7000
208 1.6 16V Flex	Bosch ME7.4.9C	13	OBD	B	7000
208 1.6 16V VTI Flex Start	Bosch ME7.4.9D	14 >	OBD	B	7000
2008 1.6 16V VTI Flex Start	Bosch ME7.4.9D	15 >	OBD	B	7000
2008 1.6 16V THP	Bosch MED17.4.2	15 >	OBD	B	7000
306 1.1 8V	Bosch MA3.1	96 – 97	OBD ou OBD+C1400	M	7000
306 1.4 8V	Bosch MA3.0	93 – 97	OBD	B	7000
306 1.4 8V	Bosch MP7.3	98 >	OBD	B	7000
306 1.4 8V	Marelli IAW-1AP	98 >	OBD+C1300+Inversor	B	7000
306 1.4 8V	Sagem 2000	00 >	OBD	L	7000
306 1.6 8V	Bosch MP5.1	93 – 97	OBD ou OBD+C1400	L	7000
306 1.6 8V	Bosch MP5.2	97 – 98	OBD	B	7000
306 1.6 8V	Bosch MP7.2	98 >	OBD+C1300+Inversor	B	7000
306 1.6 8V	Bosch M7.4.4	00 >	OBD+C1300+Inversor	B	7000
306 1.6 16V	Bosch ME7.4.4	00 >	OBD + C1300	B	7000
306 1.8 8V	Marelli IAW-8P	93 – 97	OBD	M	7000
306 1.8 16V	Bosch MP5.1.1	97 >	OBD	B	7000
306 1.8 16V	Bosch MP5.2	96 >	OBD	B	7000
306 1.8 16V	Sagem SL96	96 >	OBD	B	7000
306 2.0 8V	Marelli IAW 8P	93 – 97	OBD+C1300 ou C1400	M / B	7000
306 2.0 16V	Bosch MP3.2	94 – 97	OBD+C1300 ou C1400	N / B	7000
306 2.0 16V	Bosch MP5.2	97 >	OBD ou OBD+C1400	B	7000
306 2.0 16V	Marelli IAW-1AP	96 >	OBD ou OBD+C1400	B	7000
307 1.4 8V	Sagem 2000	01 – 05	OBD	B / E	7000
307 1.4 8V Flex	Bosch ME7.4.4F / ME7.4.5F	06 >	OBD	B / E	7000
307 1.6 8V	Bosch M7.4.4	01 >	OBD	B / E	7000
307 1.6 16V	Bosch ME7.4.4	01 – 05	OBD	B / E	7000
307 1.6 16V Flex	Bosch ME7.4.5F / ME7.4.9	06 – 07	OBD	B / E	7000
307 1.6 16V Flex	Bosch ME7.4.9C	08 >	OBD	B / E	7000
307 2.0 16V	Marelli IAW-4.8P	01 >	OBD	B / E	7000
307 2.0 16V	Marelli IAW-4MP	01 >	OBD	B / E	7000
307 2.0 16V	Marelli IAW-6LP	01 – 07	OBD	B / E	7000
307 2.0 16V Flex	Marelli IAW-6KP	08 >	OBD	B / E	7000
308 1.6 16V	IAW 6KP	12 >	OBD	B	7000
308 1.6 16V THP	Bosch MED17.4.2	15 >	OBD	B	7000
3008 1.6 16V THP	Bosch MED17.4.2	14 >	OBD	B	7000
405 1.4 8V	Bosch MA3.0	92 – 97	OBD+C1300+Inversor	N	7000
405 1.8 8V	Marelli IAW-8P	92 – 97	OBD + C1300	J	7000
405 1.8 8V	Bosch MP5.1	92 – 97	OBD+C1300+Inversor	N	7000
405 2.0 8V	Marelli IAW-8P	93 – 97	OBD + C1300	J	7000
405 2.0 16V	Bosch MP3.2	93 – 97	OBD+C1300+Inversor	N	7000
406 1.6 8V	Marelli IAW-8P	95 – 00	OBD ou OBD+C1400	B	7000
406 1.8 8V	Marelli IAW-8P	95 – 99	OBD ou OBD+C1400	B	7000
406 1.8 8V	Marelli IAW-1AP	95 – 99	OBD ou OBD+C1400	B	7000
406 1.8 16V	Bosch MP5.1.1	96 >	OBD ou OBD+C1400	B	7000
406 1.8 16V	Bosch MP5.2	96 >	OBD ou OBD+C1400	B	7000
406 1.8 16V	Sagem SL96	96 >	OBD ou OBD+C1400	B	7000
406 2.0 16V	Bosch MP5.1.1	95 >	OBD ou OBD+C1400	B	7000
406 2.0 16V	Bosch MP5.2	95 >	OBD ou OBD+C1400	B	7000
406 2.0 16V	Marelli IAW-1AP	96 >	OBD ou OBD+C1400	B	7000
406 2.0 16V	Marelli IAW-4.8P	00 >	OBD	B	7000
406 2.0 16V	Marelli IAW-4MP	00 >	OBD	B	7000
406 2.0 16V	Marelli IAW-6LP	00 >	OBD	B	7000
406 2.0 Turbo	Bosch MP3.2	96 >	OBD ou OBD+C1400	B	7000
406 2.2 16V	Marelli IAW-4MP	02 – 04	OBD	B	7000
605 2.0 8V	Bosch MP5.1	89 – 93	OBD+C1300+Inv.ouC1400	B / H	7000
605 2.0 16V	Bosch MP5.1.1	94 – 99	OBD ou OBD+C1400	B	7000
605 2.0 16V	Bosch MP5.2	94 – 99	OBD ou OBD+C1400	B	7000
605 2.0 Turbo	Bosch MP3.2	92 – 99	OBD ou OBD+C1400	B	7000
607 2.0 16V	Marelli IAW-4.8P	00 >	OBD	B	7000
607 2.0 16V	Marelli IAW-4MP	00 >	OBD	B	7000
607 2.0 16V	Marelli IAW-6LP	00 >	OBD	B	7000
607 2.2 16V	Marelli IAW-4MP	00 >	OBD	B	7000

Modelos	Sistema	Ano	Conector	Posição	Scanner
---------	---------	-----	----------	---------	---------

Sistema de Injeção Otto / Sistema de Inyección Otto

607 3.0 24V (XFX)	Bosch ME7.4.6	01 >	OBD	F	7000
806 1.8 8V	Marelli IAW-8P	94 >	OBD ou OBD+C1400	B	7000
806 2.0 8V	Marelli IAW-8P	94 >	OBD ou OBD+C1400	B	7000
806 2.0 16V	Marelli IAW-4.8P	00 >	OBD	B	7000
806 2.0 16V	Marelli IAW-4MP	00 >	OBD	B	7000
806 2.0 Turbo	Bosch MP3.2	94 >	OBD ou OBD+C1400	B	7000
806 2.2 16V	Marelli IAW-4MP	02 >	OBD	B	7000
807 2.0 16V	Marelli IAW-4.8P	02 >	OBD	B	7000
807 2.0 16V	Marelli IAW-4MP	02 >	OBD	B	7000
807 2.0 16V	Marelli IAW-6LP	03 >	OBD	B	7000
807 2.2 16V	Marelli IAW-4MP	02 >	OBD	B	7000
Boxer 2.0 8V	Marelli IAW-8P	92 – 99	OBD ou OBD+C1400	B	7000
Boxer 2.0 16V	Marelli IAW-4.8P	01 >	OBD	B	7000
Boxer 2.0 16V	Marelli IAW-4MP	01 >	OBD	B	7000
Expert 1.8 8V	Marelli IAW-8P	96 >	OBD ou OBD+C1400	B	7000
Expert 2.0 16V	Marelli IAW-4.8P	01 >	OBD	B	7000
Expert 2.0 16V	Marelli IAW-4MP	01 >	OBD	B	7000
Expert 2.0 16V	Marelli IAW-6LP	01 >	OBD	B	7000
Partner 1.1 8V	Bosch MA3.1	96 >	OBD ou OBD+C1400	B	7000
Partner 1.4 8V	Sagem SL96	96 >	OBD ou OBD+C1400	B	7000
Partner 1.4 8V	Marelli IAW-1AP	96 >	OBD ou OBD+C1400	B	7000
Partner 1.4 8V	Bosch MP7.3	96 >	OBD ou OBD+C1400	B	7000
Partner 1.4 8V	Sagem 2000	00 >	OBD	B	7000
Partner 1.6 16V	Bosch ME7.4.4	00 >	OBD	B	7000
Partner 1.8 8V	Marelli IAW-1AP	97 >	OBD	B	7000

Sistema de Injeção Diesel / Sistema de Inyección Diesel

206 1.9 D	Lucas EPIC DCN2	00 >	OBD	B	7000
206 2.0 HDI	Bosch EDC-15C2	99 >	OBD	B	7000
206 2.0 HDI	Siemens SID-801	99 >	OBD	B	7000
306 1.9 D	Lucas EPIC DCN2	00 >	OBD	B	7000
306 2.0 HDI	Bosch EDC-15C2	99 >	OBD	B	7000
306 2.0 HDI	Bosch EDC-15C3	01 >	OBD	B	7000
306 2.0 HDI	Siemens SID-801	00 >	OBD	B	7000
307 2.0 HDI	Bosch EDC-15C2	01 >	OBD	B	7000
307 2.0 HDI	Bosch EDC-15C3	01 >	OBD	B	7000
307 2.0 HDI	Siemens SID-801	01 >	OBD	B	7000
406 2.0 HDI	Bosch EDC-15C2	99 >	OBD	B	7000
406 2.0 HDI	Siemens SID-801	01 >	OBD	B	7000
406 2.2 HDI	Bosch EDC-15C2	99 >	OBD	B	7000
406 2.2 HDI	Siemens SID-801	01 >	OBD	B	7000
607 2.0 HDI	Bosch EDC-15C2	00 >	OBD	B	7000
607 2.0 HDI	Bosch EDC-15C3	00 >	OBD	B	7000
607 2.0 HDI	Siemens SID-801	00 >	OBD	B	7000
607 2.2 HDI	Bosch EDC-15C2	00 >	OBD	B	7000
607 2.2 HDI	Bosch EDC-15C3	00 >	OBD	B	7000
607 2.2 HDI	Siemens SID-801	00 >	OBD	B	7000
806 1.9 D	Lucas EPIC DCN2	00 >	OBD	B	7000
806 2.0 HDI	Bosch EDC-15C2	99 >	OBD	B	7000
806 2.0 HDI	Bosch EDC-15C3	00 >	OBD	B	7000
806 2.0 HDI	Siemens SID-801	00 >	OBD	B	7000
807 2.0 HDI	Bosch EDC-15C2	01 >	OBD	B	7000
807 2.0 HDI	Bosch EDC-15C3	01 >	OBD	B	7000
807 2.2 HDI	Bosch EDC-15C2	01 >	OBD	B	7000
807 2.2 HDI	Bosch EDC-15C3	01 >	OBD	B	7000
Boxer 2.0 HDI	Bosch EDC-15C2	01 >	OBD	B	7000
Boxer 2.3 HDI	Bosch EDC-16C39	09 – 11	OBD	B	7000
Boxer 2.3 HDI	Marelli 8DF3	12 >	OBD	B	7000
Expert 1.9 D	Lucas EPIC DCN2	00 >	OBD	B	7000
Expert 2.0 HDI	Bosch EDC-15C2	01 >	OBD	B	7000
Partner 1.9 D	Lucas EPIC DCN2	98 >	OBD	B	7000
Partner 2.0 HDI	Bosch EDC-15C2	99 >	OBD	B	7000
Partner 2.0 HDI	Siemens SID-801	00 >	OBD	B	7000

Sistema Body Computer (Carroceria)

206	BSI Siemens	98 – 01	OBD	B	7000
206	BSI Siemens MPX	02 >	OBD	B	7000
208 / 2008	BSI – Valeo	13 >	OBD	B	7000
307	BSI JACAE V07.20	06 >	OBD	B	7000
	BSI JACAE V09.11	06 >	OBD	B	7000
	BSI JACAE V17.10	06 >	OBD	B	7000
308	BSI JACAE V14.50	10 >	OBD	B	7000
408	BSI JACAE V14.50	10 >	OBD	B	7000

Sistema de Imobilizador / Sistema de Inmobilizador

206	BSI Siemens	98 – 01	OBD	B	7000
206	BSI Siemens MPX	02 >	OBD	B	7000

Sistema de Air Bag

106	Autoliv EC5/AC4	99 – 03	OBD	B	7000
206	Autoliv EC5/AC4 (FRT)*	99 – 03	OBD	B	7000
206	Autoliv EC5/AC4 (LD)*	99 – 03	OBD	B	7000

PEUGEOT

Modelos	Sistema	Ano	Conector	Posição	Scanner
Sistema de Air Bag					
206	Autoliv EC5/AC4 (LE)*	99 – 03	OBD	B	7000
206	Autoliv ACU	03 >	OBD	B	7000
206	Siemens	03 >	OBD	B	7000
206	Temic	03 >	OBD	B	7000
207	Autoliv Mpx	08 >	OBD	B	7000
208	SRS - PSA	12 >	OBD	B	7000
208	Autoliv ACU-C	13 >	OBD	B	7000
2008	SRS PSA UDS	13 >	OBD	B	7000
2008	Autoliv ACU-C	13 >	OBD	B	7000
306	Autoliv EC5/AC4 (FRT)*	98 >	OBD	B	7000
306	Autoliv EC5/AC4 (LD)*	98 >	OBD	B	7000
306	Autoliv EC5/AC4 (LE)*	98 >	OBD	B	7000
307	Siemens-1	03 >	OBD	B/E	7000
307	Autoliv ACU	99 – 02	OBD	B/E	7000
307	Siemens	98 – 02	OBD	B/E	7000
307	Temic	98 – 02	OBD	B/E	7000
307	Autoliv - ACU-C	08 >	OBD	B/E	7000
308	Autoliv ACU-C	12 >	OBD	B	7000
406	Autoliv EC5/AC4 (FRT)*	99 – 03	OBD	B	7000
406	Autoliv EC5/AC4 (LD)*	99 – 03	OBD	B	7000
406	Autoliv EC5/AC4 (LE)*	99 – 03	OBD	B	7000
406	Autoliv ACU	03 >	OBD	B	7000
408	Autoliv ACU-C	10 >	OBD	B	7000
605	Autoliv EC5/AC4 (FRT)*	98 >	OBD	B	7000
605	Autoliv EC5/AC4 (LD)*	98 >	OBD	B	7000
605	Autoliv EC5/AC4 (LE)*	98 >	OBD	B	7000
806	Autoliv EC5/AC4	98 >	OBD	B	7000
Expert	Autoliv EC5/AC4	98 >	OBD	B	7000
Partner	Autoliv EC5/AC4	99 – 03	OBD	B	7000
Partner	Autoliv ACU	03 >	OBD	B	7000

Sistema de ABS

207	MK70	08 >	OBD	B	7000
208	ABS - MK70.2	12 >	OBD	B	7000
208 / 2008	ABS – MK100 ESP	12 >	OBD	A	7000
2008	ATE MK70.2	13 >	OBD	B	7000
307	ABS - Bosch 8.1	08 >	OBD	B/E	7000
307	ABS - Bosch 8.1 ESP	08 >	OBD	B/E	7000
308	Bosch 8.0 / 8.0 ESP	12 >	OBD	B	7000
408	Bosch 8.0 / 8.0 ESP	10 >	OBD	B	7000

Sistema de Painel de Instrumentos

208 / 2008	Painel Combine UDS	13 >	OBD	B	7000
307	Painel Combine	06 >	OBD	B	7000
308	Painel Combine / VDO	12 >	OBD	B	7000
408	Painel Combine / VDO	10 >	OBD	B	7000

Sistema de Direção Assistida

208 / 2008	EPS Delphi	13 >	OBD	B	7000
308	EPS TRW	12 >	OBD	B	7000
408	EPS TRW	10 >	OBD	B	7000

Sistema de Transmissão Automática / Sistema de Transmisión Automática

206 1.6 16v (flex)	AT - AL4	06 – 08	OBD	B	7000
207	AT - AL4	08 >	OBD	B	7000
208	CVA – AL4	12 >	OBD	B	7000
2008	CVA – AL4	13 >	OBD	B	7000
307	AL4-C	08 >	OBD	B/E	7000
307	AT - AL4/2	04 – 07	OBD	B	7000
308	CVA – AL4	13 >	OBD	B	7000
408	CVA – AL4	10 >	OBD	B	7000

RENAULT

Modelos	Sistema	Ano	Conector	Posição	Scanner
Sistema de Injeção Otto / Sistema de Inyección Otto					
Captur 1.6 / 2.0	Continental EMS-3125	16 >	OBD	B	7000
Clio 1.2	IAW-6R	94 – 96	OBD + RENAULT	H	7000
Clio 1.6	Monom. MA1.7	97 – 99	OBD + RENAULT	H	7000
Clio II 1.0 8V	Siemens Sirius 32E	00 – 02	OBD	E	7000
Clio II 1.0 16V	IAW-5NR	01 – 02	OBD	E	7000
Clio II 1.0 16V Hi Flex	Siemens SIM32	06 – 09	OBD	E	7000
Clio II 1.0 16V Hi Flex	Valeo	10 >	OBD	E	7000
Clio II 1.2 8V	Siemens Sirius 32	99 >	OBD	E	7000
Clio II 1.2 16V	IAW-5NR	98 – 03	OBD	E	7000
Clio II 1.4 16V	Siemens Sirius 32N	99 – 02	OBD	E	7000
Clio II 1.6 8V	Siemens Sirius 32B	00 >	OBD	E	7000
Clio II 1.6 16V	Siemens Sirius 32N	01 >	OBD	E	7000
Clio II 1.6 16V	Siemens Sirius 34	04 >	OBD	E	7000

Modelos	Sistema	Ano	Conector	Posição	Scanner
Sistema de Injeção Otto / Sistema de Inyección Otto					
Clio II 1.6 16V Flex	Siemens Sirius 3134	05 >	OBD	E	7000
Clio II 1.6 16V Flex	Siemens SIM32	05 >	OBD	E	7000
Duster 1.6 16V Flex	Valeo V42	12 >	OBD	H	7000
Duster 1.6 16V	Continental EMS-3125	15 >	OBD	B	7000
Duster 2.0 16V Flex	Valeo V42	12 >	OBD	H	7000
Duster 2.0 16V	Continental EMS-3125	15 >	OBD	B	7000
Fluence 1.6 16V Flex	Valeo V42	12 >	OBD	E	7000
Fluence 2.0 16V	Continental EMS 3110	10 >	OBD	E	7000
Kangoo 1.0 8V	Siemens Sirius 32E	00 >	OBD	E	7000
Kangoo 1.6 8V	Siemens Sirius 32B	00 >	OBD	E	7000
Kangoo 1.6 16V	Siemens Sirius 34	04 - 09	OBD	E	7000
Kangoo 1.6 16V	Valeo	10 >	OBD	E	7000
Laguna 1.8 8V	Siemens - FENIX 5	96 - 98	OBD + RENAULT	L	7000
Laguna 2.0 16V	Siemens - FENIX 5	96 >	OBD + RENAULT	L	7000
Laguna 2.0 16V	Siemens Sirius 34	04 >	OBD	B	7000
Laguna 3.0 V6 12V	Siemens - FENIX 5	95 - 98	OBD + RENAULT	O	7000
Logan 1.0 16V Hi Flex	Siemens SIM32	07 - 09	OBD	H	7000
Logan 1.0 16V Hi Flex	Valeo	10 >	OBD	H	7000
Logan 1.0 16V Hi Flex	Continental EMS3120	15 >	OBD	H	7000
Logan 1.6 8V	Continental EMS3120	15 >	OBD	H	7000
Logan 1.6 16V Hi Flex	Siemens SIM32	07 - 09	OBD	H	7000
Logan 1.6 16V Hi Flex	Valeo	10 >	OBD	H	7000
Mégane 1.6 8V	Siemens - FENIX 5	96 - 05	OBD	B	7000
Mégane 1.6 16V	Siemens Sirius 32D	00 - 05	OBD	B	7000
Mégane 1.6 16V	Siemens Sirius 34	04 - 05	OBD	B	7000
Mégane II 1.6 16V	Sagem 3000	05 - 07	OBD	B	7000
Mégane II 1.6 16V Hi Flex	Sagem 3000F	08 >	OBD	B	7000
Mégane 2.0 8V	Siemens - FENIX 5	98 - 05	OBD	B	7000
Mégane II 2.0 16V	Sagem 3000	05 >	OBD	B	7000
Oroch 1.6 16V	Continental EMS-3125	15 >	OBD	B	7000
Oroch 2.0 16V	Continental EMS-3125	15 >	OBD	B	7000
R19 1.6 8V	Marelli IAW G8	94 - 96	OBD + RENAULT	H	7000
R19 1.6 8V	Marelli IAW 8R.XX	94 - 96	OBD + RENAULT	H	7000
R19 1.6 8V	Monom. MA1.7	97 - 99	OBD + RENAULT	H	7000
Sandero 1.0 16V Hi Flex	Siemens SIM32	07 - 09	OBD	H	7000
Sandero 1.0 16V Hi Flex	Valeo	10 >	OBD	H	7000
Sandero 1.0 16V Hi Flex	Continental EMS3120	15 >	OBD	H	7000
Sandero 1.6 8V Hi Torque	Valeo	10 >	OBD	H	7000
Sandero 1.6 8V Hi Torque	Continental EMS3134	08 >	OBD	H	7000
Sandero 1.6 8V	Continental EMS3120	15 >	OBD	H	7000
Sandero 1.6 16V Hi Flex	Valeo	10 >	OBD	H	7000
Scénic 1.6 8V	Siemens - FENIX 5	96 >	OBD	B	7000
Scénic 1.6 16V	Siemens Sirius 32D	00 >	OBD	B	7000
Scénic 1.6 16V	Siemens Sirius 34	04 >	OBD	B	7000
Scénic 1.6 16V Flex	Siemens Sirius 3134	05 >	OBD	B	7000
Scénic 2.0 8V	Siemens - FENIX 5	98 - 99	OBD	B	7000
Scénic 2.0 8V	Siemens - FENIX 5	00 >	OBD	B	7000
Scénic 2.0 16V	Siemens Sirius 32B	01 >	OBD	B	7000
Scénic 2.0 16V	Siemens Sirius 34	04 >	OBD	B	7000
Scénic 2.0 16V	Sagem 3000	05 >	OBD	B	7000
Symbol 1.6 8V Hi Torque	Valeo	10 >	OBD	H	7000
Symbol 1.6 16V Hi Flex	Valeo	10 >	OBD	H	7000
Twingo 1.0 8V	Siemens Sirius 32E	00 >	OBD	E	7000
Twingo 1.2 8V	Marelli IAW 6R.XX	94 - 96	OBD + RENAULT	O	7000
Twingo 1.4 8V	Siemens - FENIX 5	97 - 00	OBD + RENAULT	O	7000
Twingo 1.6 8V	Monom. MA1.7	97 - 99	OBD + RENAULT	O	7000
Twingo 1.6 8V	Siemens Sirius 32B	00 >	OBD	E	7000

Sistema de Injeção Diesel / Sistema de Inyección Diesel

Clio II 1.5 dCi	Delphi DDCR / LVCR	01 >	OBD	E	7000
Kangoo 1.9 D	Lucas DPCN 1+RC	97 >	OBD	E	7000
Laguna 1.5 DCi	Delphi DDCR / LVCR	01 >	OBD	B	7000
Laguna 1.9 DTI	Bosch MSA 15.5	99 >	OBD	B	7000
Master 2.5 16V DCi	Bosch EDC-15C3	05 - 11	OBD	B	7000
Master 2.5	Bosch EDC-16C36	12 - 13	OBD	A	7000
Master 2.3 16V DCi	Bosch EDC-17CP42	13 >	OBD	B	7000
Mégane 1.5 DCi	Delphi DDCR / LVCR	01 >	OBD	B	7000
Mégane 1.9 D	Lucas DPCN 1+	96 - 99	OBD	B	7000
Mégane 1.9 TD	Lucas DPCN	96 >	OBD	B	7000
Mégane 1.9 DTI	Bosch MSA 15.5	98 >	OBD	B	7000
R19 1.9 D	Lucas DPCN	92 - 96	OBD + RENAULT	H	7000
Scénic 1.5 DCi	Delphi DDCR / LVCR	01 >	OBD	B	7000
Scénic 1.9 D	Lucas DPCN 1+	96 >	OBD	B	7000
Scénic 1.9 TD	Lucas DPCN	98 >	OBD	B	7000
Scénic 1.9 DTI	Bosch MSA 15.5	99 >	OBD	B	7000
Trafic 1.9 D	Lucas DPCN 1+	97 >	OBD	B	7000
Trafic 1.9 D	Lucas DPCN	97 >	OBD	B	7000

Sistema de ABS

Captur	ABS - RN UDS	16 >	OBD	B	7000
Duster	Bosch 8.1	12 >	OBD	H	7000
Duster	ABS - RN UDS	15 >	OBD	B	7000

RENAULT

Modelos	Sistema	Ano	Conector	Posição	Scanner
---------	---------	-----	----------	---------	---------

Sistema de ABS

Logan / Sandero	ABS/ESP	07 – 14	OBD	H	7000
Logan / Sandero	ABS - RN/2	15 >	OBD	H	7000
Fluence	ABS - RN	10 >	OBD	B	7000
Master	ABS - RN	13 >	OBD	B	7000
Mégane II	ABS - Bosch 8.0	05 >	OBD	B	7000
Oroch	ABS - RN UDS	15 >	OBD	B	7000
Symbol	ABS/ESP	12 >	OBD	H	7000

Sistema de Air Bag

Captur	AIRBAG - RN UDS	16 >	OBD	B	7000
Clio II	Bosch AB7.0	00 >	OBD	E	7000
Clio II	Bosch AB8.0	00 >	OBD	E	7000
Clio II	Bosch AB8.1	00 >	OBD	E	7000
Duster	SRS - Continental	12 >	OBD	H	7000
Duster	AIRBAG - RN UDS	15 >	OBD	B	7000
Fluence	SRS - Continental	10 >	OBD	B	7000
Kangoo	4AB	00 >	OBD	E	7000
Logan / Sandero	SRS - Continental	07 >	OBD	H	7000
Logan / Sandero	SRS - RN	15 >	OBD	H	7000
Master	SRS - Autoliv	13 >	OBD	B	7000
Mégane	4AB	95 >	OBD	B	7000
Mégane II	Autoliv ACU4	05 >	OBD	B	7000
Mégane II	Autoliv RC5	08 >	OBD	B	7000
Oroch	AIRBAG - RN UDS	15 >	OBD	B	7000
Scénic	4AB	98 >	OBD	B	7000
Symbol	SRS - Continental	07 >	OBD	H	7000

Sistema Central Elétrica

Mégane	Siemens UCH	95 – 01	OBD	B	7000
Scénic	Siemens UCH	98 – 01	OBD	B	7000
Captur	UCH	16 >	OBD	B	7000
Duster	UCH	12 >	OBD	B	7000
Logan	UCH	12 >	OBD	B	7000
Sandero	UCH	12 >	OBD	B	7000

Sistema de Imobilizador / Sistema de Inmobilizador

Mégane	Imob UCH	95 – 01	OBD	B	7000
Scénic	Imob UCH	98 – 01	OBD	B	7000

Sistema de Transmissão Automática / Sistema de Transmisión Automática

Logan / Sandero	AT 4M	12 – 14	OBD	A	7000
Duster	AT 4M	10 >	OBD	A	7000

SEAT

Modelos	Sistema	Ano	Conector	Posição	Scanner
---------	---------	-----	----------	---------	---------

Sistema de Injeção Otto / Sistema de Inyección Otto

Alhambra 1.8 Turbo (AJH)	Motronic M3.8.5	98 >	OBD	E	7000
Alhambra 2.0 (ADY)	Siemens SIMOS	95 – 01	OBD	E	7000
Alhambra 2.0 (ATM)	Motronic ME7.5	00 >	OBD	E	7000
Alhambra 2.8 (AUE/AYL)	Motronic ME7.1	00 >	OBD	E	7000
Altea 2.0 FSI	Bosch MED9	03 >	OBD	B	7000
Arosa 1.0 8V (AER/ALL)	Motronic MP9.0	97 >	OBD	E	7000
Arosa 1.0 8V (AHT)	Siemens SIMOS 2.3P	97 >	OBD	E	7000
Arosa 1.0 8V (ALD)	Motronic ME7.5	99 >	OBD	E	7000
Arosa 1.4 8V (AEX)	Motronic MP9.0	97 >	OBD	E	7000
Arosa 1.4 16V (AFK)	Marelli IAW-4AC	99 >	OBD	E	7000
Arosa 1.4 16V (AEX)	Marelli IAW-4CV	99 >	OBD	E	7000
Arosa 1.4 16V (AQQ)	Marelli IAW-4LV	99 >	OBD	E	7000
Cordoba 1.0 8V (AFR)	Marelli IAW-1AV	99 >	OBD	B	7000
Cordoba 1.0 8V (ALD)	Motronic ME7.5	99 >	OBD	B	7000
Cordoba 1.4 8V (ABD)	Mono Motr. MA1.2.3	93 – 95	OBD ou OBD+AUDI	M / B	7000
Cordoba 1.4 8V (AEX/AKV)	Motronic MP9.0	97 <	OBD	B	7000
Cordoba 1.4 8V (AKK/ANW)	Motronic ME7.5.10	99 >	OBD	B ou E	7000
Cordoba 1.4 16V (APE)	Marelli IAW-4LV	99 >	OBD	B	7000
Cordoba 1.6 8V (1F/ABU)	Mono Motr. MA1.2.3	94 >	OBD ou OBD+AUDI	M / B	7000
Cordoba 1.6 8V (AEE)	Marelli IAW-1AV	96 – 99	OBD	B	7000
Cordoba 1.6 8V (AEH/AFT)	Siemens SIMOS	96 – 97	OBD	B	7000
Cordoba 1.6 8V (APF)	Siemens SIMOS 3.3	99 >	OBD	B	7000
Cordoba 1.8 Turbo (AQX)	Motronic ME7.5	99 >	OBD	B	7000
Ibiza 1.0 8V (AER)	Motronic MP9.0	97 – 01	OBD	B	7000
Ibiza 1.0 8V (AFR)	Marelli IAW-1AV	99 >	OBD	B	7000
Ibiza 1.0 8V (ALD)	Motronic ME7.5	99 >	OBD	B	7000
Ibiza 1.05 8V (AUU)	Mono Motr. MA1.2.3	93 >	OBD ou OBD+AUDI	M / B	7000
Ibiza 1.3 8V (AAV)	Mono Motr. MA1.2.3	93 >	OBD ou OBD+AUDI	M / B	7000
Ibiza 1.4 8V (ABD)	Mono Motr. MA1.2.3	93 – 95	OBD ou OBD+AUDI	M / B	7000
Ibiza 1.4 8V (AEX/AKV)	Motronic MP9.0	97 <	OBD	B	7000
Ibiza 1.4 8V (AKK/ANW)	Motronic ME7.5.10	99 >	OBD	B	7000
Ibiza 1.4 16V (AFH)	Marelli IAW-1AV	96 >	OBD	B	7000

SEAT

Modelos	Sistema	Ano	Conector	Posição	Scanner
Sistema de Injeção Otto / Sistema de Inyección Otto					
Ibiza 1.4 16V (APE)	Marelli IAW-4LV	99 >	OBD	B	7000
Ibiza 1.4 TSI	Bosch MED17.5.5	10 >	OBD	B	7000
Ibiza 1.6 8V (1F/ABU)	Mono Motr. MA1.2.3	94 >	OBD ou OBD+AUDI	M / B	7000
Ibiza 1.6 8V (AEE)	Marelli IAW-1AV	96 – 99	OBD	B	7000
Ibiza 1.6 8V (APF)	Siemens SIMOS 3.3	99 >	OBD	B	7000
Ibiza 1.8 8V (ABS/ABZ)	Mono Motr. MA1.2.3	93 >	OBD ou OBD+AUDI	M / B	7000
Ibiza 1.8 16V (ADL)	Bosch Digifant	93 – 96	OBD ou OBD+AUDI	M / B	7000
Ibiza 1.8 Turbo (AQX)	Motronic ME7.5	99 >	OBD	B	7000
Ibiza 2.0 8V (AGG)	Siemens SIMOS	96 >	OBD	B	7000
Ibiza 2.0 16V (ABF)	Bosch Digifant 3.0/3.2	95 >	OBD ou OBD+AUDI	M / B	7000
Inca 1.4 8V (AEX/AKV)	Motronic MP9.0	99 <	OBD	B	7000
Inca 1.4 8V (AUD)	Motronic ME7.5.10	00 >	OBD	B	7000
Inca 1.6 8V (1F/ABU)	Mono Motr. MA1.2.3	95 – 97	OBD ou OBD+AUDI	B	7000
Inca 1.6 8V (AEE)	Marelli IAW-1AV	96 – 99	OBD	M / B	7000
Leon 1.4 16V (AHW)	Marelli IAW-4CV	99 >	OBD	E	7000
Leon 1.4 16V (APE/AXP)	Motronic ME7.5.10	00 >	OBD	E	7000
Leon 1.6 8V (AUS)	Marelli IAW-4LV	00 >	OBD	E	7000
Leon 1.8 8V (APG)	Motronic M7.5	99 >	OBD	E	7000
Leon 1.8 Turbo (AJQ/APP)	Motronic ME7.5	99 >	OBD	E	7000
Leon 2.0 FSI	Bosch MED9	03 >	OBD	E	7000
Leon 2.3 (AGZ)	Motronic M3.8.3	00 >	OBD	E	7000
Toledo 1.4 16V (AHW)	Marelli IAW-4CV	99 >	OBD	E	7000
Toledo 1.4 16V (APE/AXP)	Motronic ME7.5.10	00 >	OBD	E	7000
Toledo 1.6 8V (1F/ABU)	Mono Motr. MA1.2.3	94 >	OBD	E	7000
Toledo 1.6 8V (AEE)	Marelli IAW-1AV	96 – 99	OBD	E	7000
Toledo 1.6 8V (APF)	Siemens SIMOS 3.3	99 >	OBD	E	7000
Toledo 1.8 8V (ABS/ABZ)	Mono Motr. MA1.2.3	93 >	OBD ou OBD+AUDI	M / E	7000
Toledo 2.0 FSI	Bosch MED9	03 >	OBD	E	7000
Toledo 2.3 (AGZ)	Motronic M3.8.3	98 >	OBD	E	7000

Sistema de Injeção Diesel / Sistema de Inyección Diesel

Alhambra 1.9 TDI(1Z/AFN)	Bosch EDC	96 >	OBD	E	7000
Alhambra 1.9 TDI (ANU/AUY)	Bosch EDC-15P	00 >	OBD	E	7000
Arosa 1.2 TDI (ANY)	Bosch EDC	99 >	OBD	E	7000
Arosa 1.4 TDI (AMF)	Bosch EDC-15P	98 >	OBD	E	7000
Arosa 1.7 D (AHG)	Bosch EDC-15V	97 >	OBD	E	7000
Arosa 1.7 SDI (AKU)	Bosch EDC-15V	97 >	OBD	E	7000
Cordoba 1.9 SDI (AEY)	Bosch EDC	95 >	OBD	B	7000
Cordoba 1.9 SDI (AGP/AQM)	Bosch EDC-15V	99 >	OBD	B	7000
Cordoba 1.9 TDI (1Z)	Bosch EDC	95 >	OBD	E	7000
Cordoba 1.9 TDI (AGR)	Bosch EDC-15V	99 >	OBD	E	7000
Ibiza 1.9 D (1Y)	Siemens V1	93 >	OBD ou OBD+AUDI	M / B	7000
Ibiza 1.9 SDI (AEY)	Bosch EDC	95 >	OBD	M / B	7000
Ibiza 1.9 SDI (AGP/AQM)	Bosch EDC-15V	99 >	OBD	M / B	7000
Ibiza 1.9 TD (AAZ)	Siemens V1	93 >	OBD ou OBD+AUDI	M / B	7000
Ibiza 1.9 TDI (1Z)	Bosch EDC	96 >	OBD	B	7000
Ibiza 1.9 TDI (AGR)	Bosch EDC-15V	99 >	OBD	B	7000
Inca 1.7 SDI (AHB)	Bosch EDC	96 >	OBD	B	7000
Inca 1.9 D (1Y)	Siemens V1	95 >	OBD ou OBD+AUDI	B	7000
Inca 1.9 SDI (AEY/AYQ)	Bosch EDC	95 >	OBD ou OBD+AUDI	B	7000
Inca 1.9 TDI (AHU)	Bosch EDC	96 >	OBD	B	7000
Leon 1.9 SDI (AQM)	Bosch EDC-15V	00 >	OBD	E	7000
Leon 1.9 TDI (AHF/ALH/ASV)	Bosch EDC	95 – 98	OBD	E	7000
Leon 1.9 TDI (AGR)	Bosch EDC-15V	00 >	OBD	E	7000
Toledo 1.9 SDI (AEY)	Bosch EDC	95 – 98	OBD	E	7000
Toledo 1.9 TD (AAZ)	Siemens V1	97 <	OBD	E	7000

SHINERAY

Modelos	Sistema	Ano	Conector	Posição	Scanner
Sistema de Injeção Otto / Sistema de Inyección Otto					
Auto SY6390 PVans 1.0 8V	Bosch M7.8.0	12	OBD	A	7000
Auto SY6390 Cargov 1.0 8V	Bosch M7.8.0	12	OBD	A	7000
Auto SY6390 Trucks 1.0 8V	Bosch M7.8.0	12	OBD	A	7000

SKODA

Modelos	Sistema	Ano	Conector	Posição	Scanner
Sistema de Injeção Otto / Sistema de Inyección Otto					
Fabia 1.0 8V (ARV)	Motronic ME7.5	99 >	OBD	B	7000
Fabia 1.4 16V (AUAUB)	Marelli IAW-4LV	99 >	OBD	B	7000
Felicia 1.3 8V (AMG/AMH)	Siemens SIMOS	98 >	OBD	H	7000
Felicia 1.6 8V (AEE)	Marelli IAW-1AV	95 >	OBD ou OBD+AUDI	M / H	7000
Octavia 1.4 16V (AMD)	Siemens SIMOS	00 >	OBD	B	7000
Octavia 1.4 16V (AXP)	Motronic ME7.5.10	00 >	OBD	B	7000
Octavia 1.6 8V (AEE)	Marelli IAW-1AV	98 >	OBD	B	7000
Octavia 1.6 8V (AEH/AKL)	Siemens SIMOS	99 >	OBD	B	7000

SKODA

Modelos	Sistema	Ano	Conector	Posição	Scanner
Sistema de Injeção Otto / Sistema de Inyección Otto					
Octavia 1.8 20V (AGN)	Motronic M3.8.5	96 >	OBD	B	7000
Octavia 1.8 Turbo (ARZ)	Motronic ME7.5	00 >	OBD	B	7000
Octavia 2.0 FSI	Bosch MED9.5.10	07 >	OBD	B	7000
Pick-Up 1.6 8V (AEE)	Marelli IAW-1AV	95 >	OBD	B	7000

Sistema de Injeção Diesel / Sistema de Inyección Diesel

Fabia 1.9 SDI (ASY)	Bosch EDC	99 >	OBD	B	7000
Fabia 1.9 TDI (ATD)	Bosch EDC-15P	99 >	OBD	B	7000
Felicia 1.9 D (AEF)	Siemens V1	96 >	OBD	H	7000
Octavia 1.9 SDI (AGP)	Bosch EDC-15V	99 <	OBD	B	7000
Octavia 1.9 TDI (AGR/AHF)	Bosch EDC-15V	99 >	OBD	B	7000

SMART

Modelos	Sistema	Ano	Conector	Posição	Scanner
Sistema de Injeção Otto / Sistema de Inyección Otto					
Smart W451 1.0 12V	Bosch ME-SFI	07 – 14	OBD	B	7000
Smart W451 1.0 12V Turbo	Bosch ME-SFI	07 – 14	OBD	B	7000
Smart W451 0.8 Diesel Turbo	CDI Mitsubishi	07 – 14	OBD	B	7000
Smart W453 0.9 12V Turbo	Bosch ME17/42	14 >	OBD	B	7000
Smart W453 1.0 12V	Bosch ME17/44	14 >	OBD	B	7000

Sistema de ABS

Smart W451	ABS/EPS – Bosch 8.1	07 – 14	OBD	B	7000
Smart W453	ABS/ESP	14 >	OBD	B	7000

Sistema de Air Bag

Smart W451	AIRBAG	07 – 14	OBD	B	7000
Smart W453	AIRBAG	14 >	OBD	B	7000

Sistema de Painel de Instrumentos

Smart W451	Painel	07 – 14	OBD	B	7000
Smart W453	Painel	14 >	OBD	B	7000

Sistema de Transmissão Automática / Sistema de Transmisión Automática

Smart W451	Câmbio Automatizado – ATM2	07 – 14	OBD	B	7000
Smart W453	Automatizado – Twinamic 6	14 >	OBD	B	7000

Sistema de Climatização

Smart W451	Climatização	07 – 14	OBD	B	7000
Smart W453	Climatização	14 >	OBD	B	7000

Sistema de TPMS – Monitoramento Pressão Pneu

Smart W453	TPMS	14 >	OBD	B	7000
------------	------	------	-----	---	------

Sistema de Direção Assistida – EPS

Smart W453	EPS	14 >	OBD	B	7000
------------	-----	------	-----	---	------

Sistema de Navegação

Smart W453	Navegação	14 >	OBD	B	7000
------------	-----------	------	-----	---	------

Sistema de Radio

Smart W453	Radio	14 >	OBD	B	7000
------------	-------	------	-----	---	------

Sistema de Central Elétrica

Smart W451	SAM	07 – 14	OBD	B	7000
Smart W453	SAM Driver	14 >	OBD	B	7000

Sistema de Central Elétrica

Smart W453	SAM Center	14 >	OBD	B	7000
------------	------------	------	-----	---	------

Sistema de Start&Stop (ECO)

Smart W451	Start&Stop (ECO)	07 -14	OBD	B	7000
------------	------------------	--------	-----	---	------

SSANGYONG

Modelos	Sistema	Ano	Conector	Posição	Scanner
Sistema de Injeção Otto / Sistema de Inyección Otto					
Actyon A230 2.3 16V	VDO MSE	08 >	OBD	B	7000
Rexton RX230 2.3 16V	VDO MSE	08 >	OBD	B	7000
Kyron 2.3 16V	VDO MSE	08 >	OBD	B	7000

Sistema de ABS

Actyon A230 2.3 16V	ABS/ESP TEVES	08 >	OBD	B	7000
Kyron 2.3 16V	ABS/ESP TEVES	08 >	OBD	A	7000

SSANGYONG

Modelos	Sistema	Ano	Conector	Posição	Scanner
Sistema de Air Bag					
Actyon A230 2.3 16V	AIRBAG SER-SMART	08 >	OBD	B	7000
Kyron 2.3 16V	AIRBAG SER-SMART	08 >	OBD	A	7000

SUBARU

Modelos	Sistema	Ano	Conector	Posição	Scanner
Sistema de Injeção Otto / Sistema de Inyección Otto					
XV 2.0 Boxter	Hitachi GW	14 >	OBD	A	7000
Sistema de ABS					
XV 2.0 Boxter	ABS BOSCH EBD/BAS/VDC	14 >	OBD	A	7000
Sistema de Air Bag					
XV 2.0 Boxter	AIRBAG DENSO	14 >	OBD	A	7000
Sistema de Transmissão Automática / Sistema de Transmisión Automática					
XV 2.0 Boxter	CVT Lineartronic	14 >	OBD	A	7000

SUZUKI

Modelos	Sistema	Ano	Conector	Posição	Scanner
Sistema de Injeção Otto / Sistema de Inyección Otto					
Grand Vitara 1.6	SGM	01 >	OBD	C	7000
Grand Vitara 2.0	SGM	01 >	OBD	C	7000
Grand Vitara 2.5 V6	SGM	98 >	OBD	C	7000
Grand Vitara 3.5	SGM	00 >	OBD	C	7000
Sistema de Injeção Diesel / Sistema de Inyección Diesel					
Grand Vitara 2.0 TD	Bosch EDC-15C2	00 – 01	OBD	C	7000

TOYOTA

Modelos	Sistema	Ano	Conector	Posição	Scanner
Sistema de Injeção Otto / Sistema de Inyección Otto					
4RUNNER 3.4	OBD II - ISO	06 >	OBD	C	7000
Avalon	Toyota (OBDII-ISO)	99 >	OBD	B	7000
Camry 2.2 16V (USA)	TCCS (OBD II - VPW)	96 >	OBD	C	7000
Camry 3.0 V6	TCCS (OBDII-VPW)	96 >	OBD	B	7000
Celica 2.0	OBD II - ISO	06 >	OBD	C	7000
Corolla 1.6 VVTi	Toyota ECM / ECM+ AT	02-07	OBD	B	7000
Corolla 1.8 16V (USA)	TCCS (OBD II - VPW)	96 – 98	OBD	C	7000
Corolla 1.8 16V VVT-i	Toyota VVT-i	02 – 07	OBD	A	7000
Corolla 1.8 16V Flex	Denso TCCS / TCCS II	08-14	OBD	B	7000
Corolla 2.0 16V Flex	Denso TCCS	12-14	OBD	B	7000
Corolla (Novo) 1.8 Dual VVT-i	Delphi G5/G6	15 >	OBD	A	7000
Corolla (Novo) 2.0 Dual VVT-i		15 >	OBD	A	7000
Etiós 1.3 16V	Denso J2	13 >	OBD	B	7000
Etiós 1.5 16V	Denso J2	13 >	OBD	B	7000
Hilux 3.4 V6 SW4 (USA)	TCCS (OBD II - VPW)	96 >	OBD	C	7000
Hilux 2.5	TD-OBD	12 >	OBD	B	7000
Hilux 2.7 16V Flex	Denso	12 >	OBD	A	7000
Prius Híbrido (ZVW30)	Motor Otto (2ZR-FXE) – Denso	09 – 14	OBD	B	7000
RAV4 2.4	Denso TCCS	06-11	OBD	A	7000
RAV4 2.4	Denso VVT	11 >	OBD	A	7000
Yaris 1.6	OBD II - ISO	06 >	OBD	C	7000
Sistema de Injeção Diesel / Sistema de Inyección Diesel					
Hilux 2.5	Toyota Denso-1/2	05 >	OBD	C	7000
Hilux 3.0	Toyota Denso-1	05 >	OBD	C	7000
Hilux 3.0 16V Turbo	Toyota Denso-OBD	12 >	OBD	C	7000
Sistema de Controle Híbrido					
Prius Híbrido (ZVW30)	Módulo de Controle Híbrido	09 – 14	OBD	B	7000
Sistema de Transmissão Automática / Sistema de Transmisión Automática					
Corolla 1.6 16V VVT-i	Toyota ECM + AT	02 – 07	OBD	B	7000
Corolla 1.8 16V VVT-i	Toyota ECM + AT	02 – 07	OBD	B	7000
Corolla	Denso TCCS	08 – 14	OBD	A	7000
Corolla (Novo)	CVT Denso G5/G6	15 >	OBD	A	7000
Prius Híbrido (ZVW30)	Transmissão Automática – CVT	09 – 14	OBD	B	7000
Hilux 3.0 16V Turbo	Toyota AT5	12 >	OBD	C	7000
RAV4 2.4	Denso VVT	12 >	OBD	A	7000
Sistema de ABS					
Corolla	Bosch 8.0	08 – 14	OBD	A	7000

TOYOTA

Modelos	Sistema	Ano	Conector	Posição	Scanner
---------	---------	-----	----------	---------	---------

Sistema de ABS

Corolla (Novo)	ABS/EBD – BOSCH	15 >	OBD	A	7000
Etios	ABS - Bosch EBD	13 >	OBD	B	7000
Hilux 3.0	ADVICS -1	05 – 12	OBD	B	7000
Prius Híbrido (ZVW30)	ABS/VCS/TRC	09 – 14	OBD	B	7000
RAV4	Bosch 8.0	06 >	OBD	A	7000

Sistema de Air Bag

4Runner	Toyota SRS 1 e 2	99 >	OBD	B	7000
Avalon	Toyota SRS 1 e 2	99 >	OBD	B	7000
Camry	Toyota SRS 1 e 2	99 >	OBD	B	7000
Celica	Toyota SRS 1 e 2	99 >	OBD	B	7000
Corolla	SRS-3	99 >	OBD	B	7000
Corolla (Novo)	Fujitsu	12 >	OBD	A	7000
Echo	Toyota SRS 1 e 2	00 >	OBD	B	7000
Etios	Toyota SRS 1 e 2	13 >	OBD	B	7000
Highlander	Toyota SRS 1 e 2	01 >	OBD	B	7000
Hilux 3.0	SRS-2	05 >	OBD	B	7000
Hilux 3.0 16V Turbo	SRS-4	12 >	OBD	C	7000
Land Cruiser	Toyota SRS 1 e 2	99 >	OBD	B	7000
MR2	Toyota SRS 1 e 2	01 >	OBD	B	7000
Prius	Toyota SRS 1 e 2	00 >	OBD	B	7000
Prius Híbrido (ZVW30)	Airbag SRS	09 – 14	OBD	B	7000
RAV4	Toyota SRS 1 e 2	02 – 06	OBD	B	7000
RAV4	SRS-3	06 >	OBD	B	7000
Sequoia	Toyota SRS 1 e 2	01 >	OBD	B	7000
Sienna	Toyota SRS 1 e 2	00 >	OBD	B	7000
Signna	Toyota SRS 1 e 2	99 >	OBD	B	7000
Solara	Toyota SRS 1 e 2	99 >	OBD	B	7000
Tacoma	Toyota SRS 1 e 2	00 >	OBD	B	7000
Tundra	Toyota SRS 1 e 2	00 >	OBD	B	7000

Sistema de Imobilizador / Sistema de Inmobilizador

Corolla	Toyota - Imob	08 >	OBD	A	7000
Prius Híbrido (ZVW30)	Imobilizador	09 – 14	OBD	B	7000

Sistema BCM (Módulo de Controle da Carroceria) / Sistema BCM (Módulo de Control de la Carrocería)

Corolla	BCM	08 >	OBD	A	7000
Corolla	BCM TOYOTA 2	12 – 14	OBD	A	7000
Prius Híbrido (ZVW30)	Gateway PM1	09 – 14	OBD	B	7000
Prius Híbrido (ZVW30)	Gateway PM2	09 – 14	OBD	B	7000
RAV4	BCM TOYOTA 2	11 >	OBD	A	7000

Sistema Portas / Sistema Puertas

Corolla	Doors	08 >	OBD	A	7000
Prius Híbrido (ZVW30)	Módulo de Porta	09 – 14	OBD	B	7000

Sistema Direção Assistida EPS / Sistema EPS

Corolla	EPS	08 >	OBD	A	7000
Corolla	EPS JTEKT	12 – 14	OBD	A	7000
Etios	EMPS	13 >	OBD	A	7000
Prius Híbrido (ZVW30)	Direção Assistida EPS	09 – 14	OBD	B	7000
RAV4	EPS NSK	11 >	OBD	A	7000

Sistema Ar Condicionado

Corolla	Ar Condicionado – TY	12 – 14	OBD	A	7000
Prius Híbrido (ZVW30)	Climatização – A/C	09 – 14	OBD	B	7000
RAV4	Ar Condicionado – TY	11 >	OBD	A	7000

Sistema Painel de Instrumentos

Prius Híbrido (ZVW30)	Painel de Instrumentos – IC	09 – 14	OBD	B	7000
-----------------------	-----------------------------	---------	-----	---	------

Sistemas – Diversos

Prius Híbrido (ZVW30)	Controle da Fonte de Alimentação	09 – 14	OBD	B	7000
Prius Híbrido (ZVW30)	Interruptor Principal	09 – 14	OBD	B	7000
Prius Híbrido (ZVW30)	Plug-in system	09 – 14	OBD	B	7000
Prius Híbrido (ZVW30)	Controle de Velocidade do Veículo	09 – 14	OBD	B	7000

TROLLER

Modelos	Sistema	Ano	Conector	Posição	Scanner
---------	---------	-----	----------	---------	---------

Sistema de Injeção Otto / Sistema de Inyección Otto

Troller T4 2.0	IAW-1AVP	98 – 01	OBD	B	7000
----------------	----------	---------	-----	---	------

Sistema de Imobilizador / Sistema de Inmobilizador

Troller T4 2.0	IAW-1AVP	98 – 01	OBD	B	7000
----------------	----------	---------	-----	---	------

Sistema de Injeção Diesel / Sistema de Inyección Diesel

Jeep 3.0	Siemens SID901K	05 >	OBD	B	7000
Pantanal 3.0	Siemens SID901K	05 >	OBD	B	7000

VOLVO

Modelos	Sistema	Ano	Conector	Posição	Scanner
Sistema de Injeção Otto / Sistema de Inyección Otto					
C70 2.3 20V T5	Bosch M4.4 (OBD II)	98 – 99	OBD	C	7000
S40 1.6 16V	Siemens Fenix 5.1 (OBD II)	96 – 98	OBD	C	7000
S40 1.8 16V	Siemens Fenix 5.1 (OBD II)	96 – 98	OBD	C	7000
S40 2.0 16V	Siemens Fenix 5.1 (OBD II)	96 – 98	OBD	C	7000
S70 2.5 20V	Bosch M4.4 (OBD II)	97 – 99	OBD	C	7000
V40 1.6 16V	Siemens Fenix 5.1 (OBD II)	96 – 98	OBD	C	7000
V40 1.8 16V	Siemens Fenix 5.1 (OBD II)	96 – 98	OBD	C	7000
V40 2.0 16V	Siemens Fenix 5.1 (OBD II)	96 – 98	OBD	C	7000
V70 2.5 20V	Bosch M4.4 (OBD II)	97 – 99	OBD	C	7000
XC60 2.0 T5	Bosch Motronic DI	14 >	OBD	B	7000

Atenção : Para alguns modelos anteriores a 98, apenas a função memória de avarias está disponível.

Sistema de ABS

XC60	ABS (BCM)	14 >	OBD	B	7000
------	-----------	------	-----	---	------

Sistema de Air Bag

XC60	AIRBAG	14 >	OBD	B	7000
------	--------	------	-----	---	------

Sistema de Painel de Instrumentos

XC60	Painel de Instrumentos – DIM	14 >	OBD	B	7000
------	------------------------------	------	-----	---	------

Sistema de Transmissão Automática

XC60	AISIN	14 >	OBD	B	7000
------	-------	------	-----	---	------

Sistema de Climatização

XC60	Climatização – CCM	14 >	OBD	B	7000
------	--------------------	------	-----	---	------

Sistema de Direção Assistida

XC60	Sensor do Ângulo da Direção – SAS	14 >	OBD	B	7000
XC60	Controle Direção Assistida – PSCM	14 >	OBD	B	7000

Sistema de Controle de Informações

XC60	Módulo Controle Inf. – ICM	14 >	OBD	B	7000
------	----------------------------	------	-----	---	------

Sistema de Central Elétrica

XC60	Central Eletrônica – CEM	14 >	OBD	B	7000
------	--------------------------	------	-----	---	------

Sistema Assistente de Estacionamento

XC60	Assistência Estacionamento – PAM	14 >	OBD	B	7000
------	----------------------------------	------	-----	---	------

Sistema de Freio de Estacionamento

XC60	* Freio de Estacionamento – PBM	14 >	OBD	B	7000
------	---------------------------------	------	-----	---	------

VOLKSWAGEN

Modelos	Sistema	Ano	Conector	Posição	Scanner
Sistema de Injeção Otto / Sistema de Inyección Otto					
Beetle 1.6 8V (AWH/AYD)	Siemens SIMOS 3.3	00 >	OBD	B	7000
Beetle 1.8 Turbo (AVC)	Motronic ME7.5	99 >	OBD	B	7000
Beetle 2.0 8V (AQY)	Motronic M5.9.2	99 >	OBD	B	7000
Bora 1.4 16V (AHW/AKQ)	Marelli IAW-4AV	99 <	OBD	E	7000
Bora 1.4 16V (APE)	Marelli IAW-4LV	99 >	OBD	E	7000
Bora 1.4 16V (AXP)	Motronic ME7.5.10	00 >	OBD	E	7000
Bora 1.6 16V (AEH/AKL)	Siemens SIMOS	99 <	OBD	E	7000
Bora 1.6 16V (AUS)	Marelli IAW-4LV	00 >	OBD	E	7000
Bora 1.8 20V (AGN)	Motronic M3.8.5	98 >	OBD	E	7000
Bora 1.8 20V (AGU)	Motronic M3.8.3	98 >	OBD	E	7000
Bora 1.8 Turbo (ARZ)	Motronic ME7.5	99 >	OBD	E	7000
Bora 2.0 (APK/AQY)	Motronic M5.9.2	99 >	OBD	E	7000
Bora 2.3 VR5 (AGZ)	Motronic M3.8.3	99 >	OBD	E	7000
Bora 2.5 20V	Motronic ME7.1.1	06 >	OBD	E	7000
Bora 2.8 V6 (AQP/AUE)	Motronic ME7.1	99 >	OBD	E	7000
Caddy 1.4 8V (AEX/AKV/APQ)	Motronic MP9.0	97 >	OBD	B	7000
Caddy 1.6 8V (1F)	Motronic MP9.0	95 >	OBD	B	7000
Corrado 1.8 8V (PG)	Bosch Digifant	93 <	OBD + AUDI	M	7000
Corrado 2.0 8V (ADY)	Siemens SIMOS	94 >	OBD ou OBD+AUDI	M / E	7000
Corrado 2.8 VR6 (AAA)	Motronic M2.9	91 – 95	OBD + AUDI	M	7000
Corrado 2.9 VR6 (ABV)	Motronic M2.7	91 – 95	OBD + AUDI	M	7000
EOS 2.0 FSI	Bosch MED9.5.10	03 – 09	OBD	B	7000
Fox 1.0 8V	Marelli IAW-4BV	03 >	OBD	B	7000
Fox 1.0 8V Total Flex	Marelli IAW-4BV	03 – 08	OBD	B	7000
Fox 1.0 8V Total Flex	Marelli IAW-4GV	08 >	OBD	B	7000
Fox 1.0	ME17.5.20	13 >	OBD	B	7000
Fox 1.0	ME17.5.24	13 >	OBD	B	7000
Fox 1.0	IAW 4GV	13 >	OBD	B	7000
Fox 1.0 12V	Motronic ME17.5.24R3	14 >	OBD	B	7000
Fox 1.6 8V	Motronic ME7.5.10	03 >	OBD	B	7000
Fox 1.6 8V Total Flex	Motronic ME7.5.10	03 – 04	OBD	B	7000
Fox 1.6 8V Total Flex	Motronic ME7.5.20	05 – 07	OBD	B	7000

VOLKSWAGEN

Modelos	Sistema	Ano	Conector	Posição	Scanner
Sistema de Injeção Otto / Sistema de Inyección Otto					
Fox 1.6 8V Total Flex	Motronic ME7.5.30	08 >	OBD	B	7000
Fox 1.6	IAW 4GV	09-12	OBD	B	7000
Fox 1.6	IAW 9GV	13>	OBD	B	7000
Fox 1.6 16V MSI	Simos 15.27	15 >	OBD	B	7000
Fusca 2.0 TSI	Continental Simos 12.2	14 >	OBD	B	7000
Gol 1.0 / 1.6 / 1.8 8V	FIC EEC-IV	95 – 96	OBD + EC4	K	7000
Gol 1.0 8V	Motronic MP 9.0	97 – 03	OBD	B	7000
Gol 1.0 8V	AW-4LV	01 >	OBD	B	7000
Gol 1.0 8V	IAW-4SV	03 >	OBD	B	7000
Gol 1.0 8V Flex	IAW-4BV	03 >	OBD	B	7000
Gol 1.0	ME 7.5.30	03>	OBD	B	7000
Gol 1.0 8V Flex	Motronic ME7.5.20	05 >	OBD	B	7000
Gol 1.0 8V G5 Flex	IAW-4GV	08 >	OBD	A	7000
Gol 1.0 8V TEC Flex	Motronic ME17.5.20	13 >	OBD	B	7000
Gol 1.0 16V	IAW-1AVS / 1AVI	98 – 01	OBD	B	7000
Gol 1.0 16V	IAW-4LV	01>	OBD	B	7000
Gol 1.0 16V Turbo	Motronic 3.8.3	00 >	OBD	B	7000
Gol 1.6 / 1.8 / 2.0 8V	IAW-1AVB / 1AVP	97 >	OBD	B	7000
Gol 1.6 8V Total Flex	IAW-4AVP	03 >	OBD	B	7000
Gol 1.6 8V Total Flex	Motronic ME7.5.20	06 >	OBD	B	7000
Gol 1.6 8V G5 Flex	Motronic ME7.5.30	08 >	OBD	A	7000
Gol 1.6 I VHT Flex	IAW-9VG	13 >	OBD	A	7000
Gol 1.6 16V MSI	Simos 15.27	15 >	OBD	A	7000
Gol 1.8	IAW 1AVP/ 1AVB	97>	OBD	B	7000
Gol 1.8	IAW 4AVP	04>	OBD	B	7000
Gol 2.0 8V	IAW 1AVP	99>	OBD	B	7000
Gol 2.0 16V	Marelli VG7.2	96 – 97	OBD + EC4/INV	K	7000
Gol 2.0 16V	IAW-1ABW / 1ABI	97 >	OBD	B	7000
Gol G6	ME17.5.24	13>	OBD	B	7000
Golf 1.0 TSI (MK7) Flex	Bosch 17.5.21	16 >	OBD	B	7000
Golf 1.4 (ABD)	Mono Motr. MA1.2.3	91 – 95	OBD ou OBD+AUDI	E	7000
Golf 1.4 (AEX)	Motronic MP9.0	95 >	OBD	E	7000
Golf 1.4 16V	IAW 1AV	98>	OBD	B	7000
Golf 1.4 16V (AHW/AQY)	Marelli IAW-4AV	99 <	OBD	E	7000
Golf 1.4 (AXP)	Motronic ME7.5.10	00 >	OBD	E	7000
Golf 1.4 TSI	Motronic ME17.5.2	08 >	OBD	E	7000
Golf 1.4 TSI	Motronic ME17.5.5	10 – 12	OBD	E	7000
Golf 1.4 Tsi	MED17.5 UDS	13 >	OBD	E	7000
Golf 1.4 TSI (MK7) Gasolina	Bosch 17.5.21	14 -15	OBD	B	7000
Golf 1.4 TSI (MK7) Flex	Bosch 17.5.21	16 >	OBD	B	7000
Golf 1.6 (ABD/ABU)	Mono Motr. MA1.2.3	91 – 95	OBD ou OBD+AUDI	B	7000
Golf 1.6 (AEA)	Mono Motr. MA1.3	94 – 97	OBD ou OBD+AUDI	E	7000
Golf 1.6 (AEK)	Motronic M2.9	94 – 95	OBD ou OBD+AUDI	E	7000
Golf 1.6 (AEE)	Marelli IAW-1AV	95 – 97	OBD	E	7000
Golf 1.6 (AFT/AKS)	Siemens SIMOS	95 – 97	OBD	E	7000
Golf 1.6	Motronic ME7.5.10	01 – 04	OBD	E	7000
Golf 1.6 FSI	Motronic MED9.5.10	03 – 07	OBD	E	7000
Golf 1.6 Total Flex	Motronic ME7.5.20	05 – 07	OBD	E	7000
Golf 1.6 Total Flex	Motronic ME7.5.30	08 >	OBD	E	7000
Golf 1.6 16V (AEH/AKL)	Siemens SIMOS	98 >	OBD	E	7000
Golf 1.6 16V (AUS)	Marelli IAW-4LV	01 >	OBD	E	7000
Golf 1.6 Msi	Bosch ME17.5.26	15 >	OBD	B	7000
Golf 1.8 (AAM/ABS/ACC)	Mono Motr. MA1.2.3	97 <	OBD ou OBD+AUDI	E	7000
Golf 1.8 (ADD)	Bosch Digifant	95 – 97	OBD ou OBD+AUDI	E	7000
Golf 1.8 20V(AGN)	Motronic M3.8.5	97 >	OBD	E	7000
Golf 1.8 20V(AGU)	Motronic M3.8.3	97 >	OBD	E	7000
Golf 1.8 Turbo(AQARZ)	Motronic ME7.5	98 >	OBD	E	7000
Golf 2.0 (2E)	Bosch Digifant	93 >	OBD ou OBD+AUDI	E	7000
Golf 2.0 (ADY/AGG/AKR)	Siemens SIMOS	96 >	OBD	E	7000
Golf 2.0 16V (ABF)	Bosch Digifant	92 – 97	OBD ou OBD+AUDI	E	7000
Golf 2.0 (APK/AQY)	Motronic M5.9.2	99 >	OBD	E	7000
Golf 2.0 TSI	Bosch MED17.5.2	09 >	OBD	E	7000
Golf 2.0 TFSI GTI (MK7)	Continental Simos 18.1	14 >	OBD	B	7000
Golf 2.3 VR5 (AGZ)	Motronic M3.8.3	99 >	OBD	E	7000
Golf 2.5 20V	ME17.5	06>	OBD	B	7000
Golf 2.5 20V	Bosch ME7.1.1	06 >	OBD	E	7000
Golf 2.8 VR6 (AAA)	Motronic M2.9	92 – 97	OBD ou OBD+AUDI	E	7000
Golf 2.8 V6 (AQP/AUE)	Motronic ME7.1	99 >	OBD	E	7000
Golf 2.9 VR6 (ABV)	Motronic M2.7	94 – 97	OBD ou OBD+AUDI	E	7000
Jetta 2.0 8V Flex	Bosch ME7.5.30	11 >	OBD	B	7000
Jetta 2.0 Tsi	Bosch MED17.5.2	11 >	OBD	B	7000
Jetta 2.0 Tsi	Continental Simos 12.2	14 >	OBD	B	7000
Jetta 2.5 20V	Bosch ME7.1.1	06 – 08	OBD	B	7000
Jetta 2.5 20V	Bosch ME17.5	09 – 12	OBD	B	7000
Kombi 1.4 8V Total Flex	IAW-4BV	06 >	OBD	T	7000
Kombi 1.4 8V Total Flex	IAW-4GV	06 >	OBD	T	7000
Kombi 1.6 8V	Motronic MP 9.0	97 >	OBD	T	7000
Lupo 1.0 8V (AER/ALL)	Motronic MP 9.0	98 >	OBD	E	7000
Lupo 1.0 8V (AHT)	Siemens SIMOS 2P	98 >	OBD	E	7000
Lupo 1.0 8V (ALD)	Motronic M7.5	98 >	OBD	E	7000
Lupo 1.4 16V (AFK/AHW)	Marelli IAW-4AV	98 >	OBD	E	7000
Logus 1.6 / 1.8 8V (G)	FIC EEC-IV (CFI)	95 – 96	OBD + EC4	N	7000

VOLKSWAGEN

Modelos	Sistema	Ano	Conector	Posição	Scanner
Sistema de Injeção Otto / Sistema de Inyección Otto					
Logus 2.0 8V (G)	FIC EEC-IV (EFI)	95 – 96	OBD + EC4	N	7000
Parati 1.0 16V	IAW-1AVS / 1AVI	97 – 01	OBD	B	7000
Parati 1.0 16V	IAW-4LV / 4SV	02 – 03	OBD	B	7000
Parati 1.0 16V Turbo	Motronic M3.8.3	00 >	OBD	B	7000
Parati 1.6 / 1.8 8V	FIC EEC-IV (CFI)	95 – 96	OBD + EC4	K	7000
Parati 1.6 / 1.8 / 2.0 8V	IAW-1AVB / 1AVP	97 >	OBD	B	7000
Parati 1.6 8V Total Flex	IAW-4AVP	03 >	OBD	B	7000
Parati 1.8 8V Total Flex	IAW-4AVP	04 >	OBD	B	7000
Parati 2.0	Marelli VG 7.2	95-96	OBD + EC4	B	7000
Parati 2.0 16V	IAW-1ABW / 1ABI	97 >	OBD	B	7000
Passat 1.4 TSI	Bosch MED17.5.2	08 >	OBD	F	7000
Passat 1.6 (AEK)	Motronic M2.9	95 – 96	OBD	D / F	7000
Passat 1.6 (ADP)	Motronic M3.2	96 >	OBD	F	7000
Passat 1.6 (AHL/ARM)	Siemens SIMOS	96 >	OBD	F	7000
Passat 1.6	Simos 2.1	99 >	OBD	F	7000
Passat 1.6 FSI	Bosch MED9.5.10	08 >	OBD	F	7000
Passat 1.8 (AAM/ABS/ACC)	Mono Motr. MA1.2.3	97 <	OBD ou OBD+AUDI	E	7000
Passat 1.8 20V (ADR)	Motronic M3.8.2	96 >	OBD	F	7000
Passat 1.8 20V (ARG/APT)	Motronic ME7.5	99 >	OBD	F	7000
Passat 1.8 Turbo (AEB)	Motronic M3.8.2	96 >	OBD	F	7000
Passat 1.8 Turbo	Motronic ME7.5	99 >	OBD	F	7000
Passat 2.0 (ADY)	SIMOS 4S	94 >	OBD	D / E	7000
Passat 2.0 16V (AGZ)	Bosch Digifant 3.2	97 <	OBD ou OBD+AUDI	D / E	7000
Passat 2.0 FSI	Bosch MED9.5.10	03 – 09	OBD	F	7000
Passat 2.0 TSI	Bosch MED17.5.2	09 >	OBD	F	7000
Passat 2.0 TSI	Continental Simos 12.2	14 >	OBD	B	7000
Passat 2.3 VR5 (AGZ)	Motronic M3.8.3	99 >	OBD	F	7000
Passat 2.8 VR6 (AAA)	Motronic M2.9	94 – 97	OBD ou OBD+AUDI	D / E	7000
Passat 2.8 V6 (ACK)	Motronic M3.8.2	97 >	OBD	F	7000
Passat 2.8 V6 (APR/ATX)	Motronic ME7.1	9 >	OBD	F	7000
Pointer 1.8 / 2.0 8V(G)	FIC EEC-IV (CFI/EFI)	94 – 96	OBD + EC4	N	7000
Polo 1.0 16V	IAW-4MV	02 >	OBD	B	7000
Polo 1.6 8V	Motronic ME 7.5.10	02 >	OBD	B	7000
Polo 1.6	ME 7.5.20	03 – 08	OBD	B	7000
Polo 1.6 8V Flex	Motronic ME 7.5.30	08 >	OBD	B	7000
Polo 1.6	IAW 4GV	09 – 12	OBD	B	7000
Polo 1.6	IAW 9GV	13 >	OBD	B	7000
Polo 1.8 8V MI	IAW-1AVB / 1AVP	97 – 01	OBD	B	7000
Polo 2.0 8V	Motronic ME 7.5.10	02 >	OBD	B	7000
Quantum 1.8 8V	FIC EEC-IV (CFI)	94 – 96	OBD + EC4	N	7000
Quantum 2.0 8V	FIC EEC-IV (EFI)	94 – 96	OBD + EC4	N	7000
Quantum 1.8 / 2.0 8V	IAW-1AVB / 1AVP	97 >	OBD	C	7000
Santana 1.8 8V	FIC EEC-IV (CFI)	94 – 96	OBD + EC4	N	7000
Santana 2.0 8V	FIC EEC-IV (EFI)	94 – 96	OBD + EC4	N	7000
Santana 1.8 / 2.0 8V	IAW-1AVB / 1AVP	97 >	OBD	C	7000
Saveiro 1.6 / 1.8 8V	IAW-1AVB / 1AVP	97 – 01	OBD	B	7000
Saveiro 1.6 8V Total Flex	IAW-4AVP	04 >	OBD	B	7000
Saveiro 1.6	IAW 4GV	09 – 12	OBD	B	7000
Saveiro 1.6	ME 7.5.30	09 – 12	OBD	B	7000
Saveiro 1.6 16V MSI	Simos 15.27	15 >	OBD	B	7000
Saveiro 1.8	IAW 1AVP / 1AVB	97 >	OBD	B	7000
Sharan 1.8 Turbo (AJH)	Motronic M3.8.5	97 >	OBD	E	7000
Sharan 1.8 Turbo (AWC)	Motronic ME7.5	00 >	OBD	E	7000
Sharan 2.0 (ADY)	Siemens SIMOS	95 >	OBD	E	7000
Sharan 2.0 (ATM)	Motronic ME7.5	00 >	OBD	E	7000
Sharan 2.8 VR6 (AAA/AMY)	Motronic M3.8.1	95 >	OBD	E	7000
Sharan 2.8 VR6 (AYL)	Motronic ME7.1	98 >	OBD	E	7000
Tiguan 1.4 TSI	Bosch MED17.5.1	08 >	OBD	B	7000
Tiguan 1.4 TFSI (AD1) Gasolina	Bosch 17.5.21	16 – 17	OBD	B	7000
Tiguan 1.4 TFSI (AD1) Flex	Bosch 17.5.21	18 >	OBD	B	7000
Tiguan 2.0 TSI	MED17	09 >	OBD	B	7000
Tiguan 2.0 TFSI (AD1) Gasolina	Continental Simos 18.1	16 >	OBD	B	7000
Touran 1.4 TFSI	Bosch MED17	7	OBD	B	7000
Touran 1.4 TSI	Bosch MED17	06 – 08	OBD	B	7000
Touran 1.6 FSI	Bosch MED9.5.10	04 – 11	OBD	B	7000
Transporter 2.0 (AAC)	Bosch Digifant	92 <	OBD ou OBD+AUDI	M	7000
Transporter 2.5 (AAF)	Bosch Digifant	94 <	OBD ou OBD+AUDI	M	7000
Transporter 2.5 (AET)	Siemens SIMOS	96 >	OBD	B	7000
Transporter 2.5 (APL/AVT)	Siemens SIMOS 3.5	99 >	OBD	B	7000
Transporter 2.8 (AES)	Motronic M3.8.1	96 >	OBD	B	7000
Transporter 2.8 (AMV)	Motronic ME7.1	00 >	OBD	B	7000
Up 1.0 12V	Bosch ME17.5.24R3	14 >	OBD	B	7000
UP! 1.0 TSI	ME 17.5.21	15 >	OBD	B	7000
Van 1.6 8V	IAW-1AVP	97 >	OBD	B	7000
Vento 1.4 (ABD)	Mono Motr. MA1.2.3	91 – 95	OBD ou OBD+AUDI	E	7000
Vento 1.4 (AEX)	Motronic MP9.0	95 >	OBD	E	7000
Vento 1.6 (ABD/ABU)	Mono Motr. MA1.2.3	91 – 95	OBD ou OBD+AUDI	E	7000
Vento 1.6 (AEA)	Mono Motr. MA1.3	94 – 97	OBD ou OBD+AUDI	E	7000
Vento 1.6 (AEK)	Motronic M2.9	94 – 95	OBD ou OBD+AUDI	E	7000
Vento 1.6 (AEE)	Marelli IAW-1AV	95 – 97	OBD	E	7000
Vento 1.6 (AFT/AKS)	Siemens SIMOS	95 – 97	OBD	E	7000
Vento 1.8 (AAM/ABS/ACC)	Mono Motr. MA1.2.3	97 <	OBD ou OBD+AUDI	E	7000

VOLKSWAGEN

Modelos	Sistema	Ano	Conector	Posição	Scanner
Sistema de Injeção Otto / Sistema de Inyección Otto					
Vento 1.8	Digifant	97>	OBD	E	7000
Vento 2.0 (2E)	Bosch Digifant	93 >	OBD ou OBD+AUDI	E	7000
Vento 2.0	Simos	93>	OBD	E	7000
Vento 2.5 20V	ME 17.5	06 – 12	OBD	E	7000
Vento 2.5 20V	Bosch ME7.1.1	06 >	OBD	E	7000
Vento 2.8 VR6	Motronic M2.9	92-97	OBD	E	7000
Vento 2.9 VR6	Motronic M2.7	94-97	OBD	E	7000
Voyage 1.0	IAW 4BV	08>	OBD	B	7000
Voyage 1.0 Flex	IAW-4GV	09 >	OBD	A	7000
Voyage 1.0 TEC Flex	Bosch ME17.5.20	13 >	OBD	A	7000
Voyage 1.6 Flex	IAW-4GV	09 >	OBD	A	7000
Voyage 1.6 Flex	Motronic ME7.5.30	09 >	OBD	A	7000
Voyage 1.6 I VHT Flex	IAW-9VG	13 >	OBD	A	7000
Voyage 1.6 16V MSI	Simos 15.27	15 >	OBD	A	7000

Sistema de Injeção Diesel / Sistema de Inyección Diesel

Amarok 2.0 TDI / BiTurbo	Bosch EDC-17	10 >	OBD	B	7000
Amarok 3.0 V6 TDI	Bosch EDC-17CP54	18 >	OBD	B	7000
Beetle 1.9 TDI (AGR)	Bosch EDC-15V / M	99 >	OBD	B	7000
Beetle 1.9 TDI (ATD)	Bosch EDC-15P	00 >	OBD	B	7000
Bora 1.9 SDI (AGP/AQM)	Bosch EDC-15V	99 >	OBD	E	7000
Bora 1.9 TDI (AGR)	Bosch EDC-15V / M	99 >	OBD	E	7000
Bora 1.9 TDI (ATD)	Bosch EDC-15P	00 >	OBD	E	7000
Caddy 1.7 SDI (AHB)	Bosch EDC	96 >	OBD	B	7000
Caddy 1.9 D (1Y)	SAUGDIESEL	95 >	OBD	B	7000
Caddy 1.9 SDI (AEY)	Bosch EDC	95 >	OBD	B	7000
Caddy 1.9 TDI (AUH/ALE)	Bosch EDC	97 >	OBD	B	7000
Gol 1.9 D (1Y)	SAUGDIESEL	96 >	OBD	B	7000
Golf III 1.9 D (1Y)	Siemens V1	97 <	OBD	E	7000
Golf III 1.9 SDI (AEY)	Bosch EDC	95 >	OBD ou OBD+AUDI	E	7000
Golf III 1.9 TD (AAZ)	Siemens V1	97 <	OBD ou OBD+AUDI	E	7000
Golf III 1.9 TDI (AUH/ALE)	Bosch EDC	93 >	OBD ou OBD+AUDI	E	7000
Golf IV 1.9 SDI	Bosch EDC-15V	97 >	OBD	E	7000
Golf IV 1.9 TDI (AGR)	Bosch EDC-15V / M	97 >	OBD	E	7000
Golf IV 1.9 TDI (ATD)	Bosch EDC-15P	00 >	OBD	E	7000
Lupo 1.2 TDI (ANY)	Bosch EDC	98 >	OBD	E	7000
Lupo 1.4 TDI (AMF)	Bosch EDC-15P	98 >	OBD	E	7000
Lupo 1.7 SDI (AKU)	Bosch EDC-15V	98 >	OBD	E	7000
Passat 1.9 TDI (1Z)	Bosch EDC	93 >	OBD ou OBD+AUDI	D / E	7000
Passat 1.9 TDI (AFN)	Bosch MSA 15	96 – 97	OBD	F	7000
Passat 1.9 TDI (AFN)	Bosch EDC-15V	97 >	OBD	F	7000
Passat 1.9 TDI (AJM/ATJ)	Bosch EDC-15P	98 >	OBD	F	7000
Passat 2.5 TDI (AFB/AKN)	Bosch EDC	98 >	OBD	F	7000
Polo 1.9 D (1Y)	SAUGDIESEL	96 >	OBD	B	7000
Saveiro 1.9 D (1Y)	SAUGDIESEL	96 >	OBD	B	7000
Sharan 1.9 TDI (1Z/AFN)	Bosch EDC	95 >	OBD	E	7000
Sharan 1.9 TDI (AUY)	Bosch EDC-15P	00 >	OBD	E	7000
Transporter 1.9 D (1Y)	SAUGDIESEL	96 >	OBD	B	7000
Transporter 2.5TDI (ACV)	Bosch EDC	99 >	OBD	B	7000
Vento 1.9 D (1Y)	Siemens V1	97 <	OBD	E	7000
Vento 1.9 SDI (AEY)	Bosch EDC	95 >	OBD ou OBD+AUDI	E	7000
Vento 1.9 TD (AAZ)	Siemens V1	97 <	OBD ou OBD+AUDI	E	7000
Vento 1.9 TDI (AUH/ALE)	Bosch EDC	93 >	OBD ou OBD+AUDI	E	7000

Sistema de ABS

Amarok	TEVES MK25A	10 >	OBD	B	7000
Beetle 1.6 8V	TEVES ITT MK20 (99-02)	00>	OBD	E	7000
Bora	TEVES ITT MK20 (99-02)	00>	OBD	E	7000
Bora	TEVES MK60	05 >	OBD	B	7000
Bora 2.5	TEVES MK 70	06>	OBD	B	7000
Caddy	ABS	95>	OBD	B	7000
EOS	TRW 440	03-09	OBD	B	7000
EOS	TEVES MK60	05 >	OBD	B	7000
Fox	Bosch 8.2	03>	OBD	B	7000
Fox	TRW - EBC460U	14 >	OBD	B	7000
Fox / Gol / Saveiro / Voyage	Bosch 9.0	15 >	OBD	B	7000
Gol 1.0 16V/1.8/2.0	Bosch 5.3	01>	OBD	B	7000
Gol 1.0/1.6	Bosch 8.2	08>	OBD	B	7000
Gol	TRW - EBC460U	14 >	OBD	B	7000
Golf	Teves Mark4 / Mark 20	91>	OBD + Audi	E	7000
Golf	ABS	98>	OBD	B/E	7000
Golf 2.5 20V	TEVES MK 70	06>	OBD	B	7000
Golf	TEVES MK60	03 >	OBD	B	7000
Golf MK7	ABS – MK100/ESP	14 >	OBD	B	7000
Jetta / Vento	TEVES MK60	05 >	OBD	B	7000
Jetta	TEVES MK 70	05>	OBD	B	7000
Lupo	ABS	98>	OBD	E	7000
Parati	Bosch 5.3	02>	OBD	B	7000
Passat	Bosch Abs/Eds/Asr/Esp 5.3	96>	OBD	F	7000
Passat 2.8 VR6	Teves Mark4	94-97	OBD	E/P	7000
Passat	TRW 440	06 >	OBD	F	7000
Polo	TEVES MK60	05 >	OBD	B	7000

VOLKSWAGEN

Modelos	Sistema	Ano	Conector	Posição	Scanner
Sistema de ABS					
Polo	ABS	02>	OBD	B	7000
Polo	Bosch 8.2	03>	OBD	B	7000
Saveiro 1.6	TRW EBC460	13>	OBD	B	7000
Saveiro 1.6	Bosch 5.3	03>	OBD	B	7000
Saveiro 1.6	Bosch 8.2	03-12	OBD	B	7000
Sharam	ABS	95>	OBD	B	7000

Sistema de Air Bag

Touran	TEVES MK60	03 >	OBD	B	7000
Touran	TRW 440	04-11	OBD	B	7000
Transporter	ABS	92 >	OBD	B	7000
Toureg	TEVES MK60	03 - 06	OBD	B	7000
Vento	Teves Mark4 /Mark 20	91>	OBD	E	7000
Vento 2.5	TEVES MK 70	06-12	OBD	B	7000
Voyage	Bosch 8.2	08>	OBD	B	7000
Voyage	TRW EBC460	13>	OBD	B	7000
Up	TRW - EBC460U	14 >	OBD	B	7000
Amarok	VW 10	10>	OBD	B	7000
Beetle 1.6 8V	Airbag	00>	OBD	E	7000
Bora	Airbag	00>	OBD	E	7000
Bora 2.5	VW 10 / VW8	06>	OBD	B	7000
Caddy	Airbag	95>	OBD	B	7000
EOS	VW 10 / VW8	03-09	OBD	B	7000
Fox	VW 51	03>	OBD	B	7000
Fox	SRS - VW10	14 >	OBD	B	7000
Gol	Airbag VW3	01>	OBD	B	7000
Gol	VW 51	08>	OBD	B	7000
Gol	SRS - VW20	12 >	OBD	B	7000
Golf	VW 2	91>	OBD + Audi	B/E	7000
Golf	VW 3	98>	OBD	B	7000
Golf 2.5 20V	VW 8	06>	OBD	B	7000
Golf	SRS - VW8	07 - 09	OBD	B	7000
Golf	SRS - VW10	09 - 12	OBD	B	7000
Golf	SRS - VW20	13 >	OBD	B	7000
Golf MK7	VW20	14 >	OBD	B	7000
Lupo	VW 3	98>	OBD	E	7000
Parati	VW 3	02>	OBD	B	7000
Passat	Airbag	94>	OBD	F	7000
Polo	Airbag	02>	OBD	B	7000
Polo	VW 51	03>	OBD	B	7000
Jetta / Vento	SRS - VW8	07 - 09	OBD	B	7000
Jetta / Vento	SRS - VW10	09 >	OBD	B	7000
Passat	SRS - VW8	07 - 09	OBD	F /B	7000
Passat	SRS - VW10	09 >	OBD	B	7000
Saveiro 1.6	VW 20	13>	OBD	B	7000
Saveiro 1.6	VW 3	03>	OBD	B	7000
Saveiro 1.6	VW 51	03-12	OBD	B	7000
Sharam	VW 3	95>	OBD	E	7000
Tiguan	VW 10	08>	OBD	B	7000
Touran	VW 10	04-11	OBD	B	7000
Touran	VW 8	04-11	OBD	B	7000
Transporter	Air Bag	92 >	OBD	B	7000
Up	SRS - VW10	14 >	OBD	B	7000
Vento	VW 2	91>	OBD	E	7000
Voyage	VW 51	08>	OBD	B	7000
Voyage	VW 20	13>	OBD	B	7000

Sistema de Transmissão Automática / Sistema de Transmisión Automática

Amarok	Transmissão - 4WD VTG	10 >	OBD	B	7000
Beetle 1.6 8V	Transmission	00>	OBD	B	7000
Beetle	AT / 09G	05 >	OBD	B	7000
EOS	AT / 09G	07 >	OBD	B	7000
Bora	Transmission	00>	OBD	E	7000
Bora 2.5	AT / 09G	06>	OBD	B	7000
Caddy	Transmission	95>	OBD	B	7000
EOS	AT/09G/09M DSG/02E	03-09	OBD	B	7000
Fox 1.6	CFC 348	03-12	OBD	B	7000
Fox I-Motion	Câmbio Eletrônico - CFC348V	10 >	OBD	B	7000
Gol 1.6	CFC 348	03-12	OBD	B	7000
Gol I-Motion	Câmbio Eletrônico - CFC348V	10 >	OBD	B	7000
Golf 1.6	Automatic Transmission	06>	OBD	B	7000
Golf	AT/09G/09M DSG/02E	03-07	OBD	B	7000
Golf MK6	AISIN 6 - 09G - AQ 250 - TP2.0	08 - 13	OBD	B	7000
	DSG - 02E - 6M - DQ250	08 - 13	OBD	B	7000
	DSG - 0AM - 7M - DQ200	08 - 13	OBD	B	7000
Golf MK7	DSG - 0D9 - 6 M - DQ250	14 >	OBD	B	7000
	DSG - 0CW - 7 M - DQ200	14 >	OBD	B	7000
Jetta	AISIN 6 - 09G - AQ 250 - TP2.0	07 >	OBD	B	7000
Jetta	DSG - 02E - DQ250	11 >	OBD	B	7000
Passat (B6)	AISIN 6 - 09G - AQ 250 - TP2.0	07 >	OBD	B	7000
	DSG - 0AM - 7M - DQ200	10 >	OBD	B	7000
Polo	CFC 348	03-12	OBD	B	7000

VOLKSWAGEN

Modelos	Sistema	Ano	Conector	Posição	Scanner
---------	---------	-----	----------	---------	---------

Sistema de Transmissão Automática / Sistema de Transmisión Automática

Polo I-Motion	Câmbio Eletrônico - CFC348V	10 >	OBD	B	7000
Saveiro 1.6	CFC 348	03-12	OBD	B	7000
Tiguan	AISIN 6 – 09G - AQ 250 – TP2.0	07 >	OBD	B	7000
Touran	AT/09G/09M DSG/02E	04-11	OBD	B	7000
Up!	I-Motion – ZF ASG SQ100 ZF	14 >	OBD	A	7000
Vento 2.5	AT / 09G	06-12	OBD	B	7000
Voyage 1.6	CFC 348	08-12	OBD	B	7000
Voyage I-Motion	Câmbio Eletrônico - CFC348V	10 >	OBD	B	7000

IMOBILIZADOR Leitura da senha de programação do imobilizador

Golf IV	Painel VDO IMOB2	> 05/2001	OBD	E	7000
Golf IV	Painel Moto Meter	> 05/2001	OBD	E	7000
Passat B5	Painel VDO IMOB2	97>7/2000	OBD	F	7000
Passat B5	Painel Moto Meter	97>7/2000	OBD	F	7000

Sistema EPB (Electro-Mechanical Parking Brake) - Freio de Estacionamento

Passat (3C/AN)	EPB	06 >	OBD	B	7000
Passat Coupe (35)	EPB	09 >	OBD	B	7000
Tiguan (5N/AX)	EPB	07 >	OBD	B	7000

PAINEL – IMOBILIZADOR

Amarok	Imobilizador - Painel Marelli	10 >	OBD	A	7000
Fox	Painel de Instrumentos	15 >	OBD	A	7000
Gol G6 / Voyage / Saveiro	Imobilizador – Magneti Marelli 8 **	13 >	OBD	E	7000
Golf MK7	Painel de Instrumentos – IC UDS	14 >	OBD	B	7000
UP	Imobilizador – Magneti Marelli 8U **	14 >	OBD	A	7000

Sistema Direção Assistida EPS / Sistema EPS

Fox	Direção Elétrica – EPS	15 >	OBD	A	7000
Fox	EPS NSK 2ª Geração	15 >	OBD	B	7000
Golf MK7	Direção Assistida- Valeo	14 >	OBD	B	7000
Up!	Direção Elétrica – EPS	14 >	OBD	A	7000
Up!	EPS NSK 2ª Geração	15 >	OBD	B	7000

Sistema Gateway

Golf MK7	CAN Gateway – Continental	14 >	OBD	B	7000
----------	---------------------------	------	-----	---	------

Sistema Estacionamento

Golf MK7	Assistência de Estacionamento	14 >	OBD	B	7000
----------	-------------------------------	------	-----	---	------

Sistema Elétrico

Golf MK7	Central Elétrica – Bosch	14 >	OBD	B	7000
----------	--------------------------	------	-----	---	------

Sistema Climatização

Golf MK7	Climatronic	14 >	OBD	B	7000
----------	-------------	------	-----	---	------

Sistema Multimídia

Golf MK7	Multimídia	14 >	OBD	B	7000
----------	------------	------	-----	---	------

Sistema Sonoro

Golf MK7	Atuador de Som – Soundaktor Gen2	14 >	OBD	B	7000
----------	----------------------------------	------	-----	---	------

Sistema Portas

Golf MK7	Modulo de Portas	14 >	OBD	B	7000
----------	------------------	------	-----	---	------

PC- SCAN 7000 V9

Sistema de Diagnóstico Veicular

ÍNDICE

PESADOS

• AGRALE	52
• FORD	53
• FOTON	53
• FREIGHTLINER	54
• GMC	54
• HYUNDAI	54
• INTERNATIONAL	54
• IVECO	54
• KIA	54
• MERCEDES-BENZ	55
• NEOBUS	58
• SCANIA	58
• VOLKSWAGEN / MAN	59
• VOLARE	61
• VOLVO	61
• CABOS	65
• LOCALIZAÇÃO DOS CONECTORES	66

Modelos	Sistema	Ano	Conector	Posição	Scanner
Sistema de Injeção Diesel / Sistema de Inyección Diesel					
Caminhão CAM 8500 TCE	MWM Acteon 4.12	04 - 07	OBD	A	7000
Caminhão CAM 8700 EV	CUMMINS ISF 3.8	12 >	OBD	A	7000
Caminhão CAM 9200 TCE	MWM Acteon 4.12	04 - 07	OBD	A	7000
Caminhão CAM 10000 EV	MWM MAXFORCE 4.8	12 >	OBD	G	7000
Caminhão CAM 10000 EV	CUMMINS ISF 3.8	12 >	OBD	G	7000
Caminhão CAM 14000 EV	MWM MAXFORCE 4.8	12 >	OBD	G	7000
Chassi MA 7.5 TCE	MWM Acteon 4.12	04 - 07	OBD + DTH-9P	***	7000
Chassi MA 8.5 TCE	MWM Acteon 4.12	04 - 07	OBD + DTH-9P	***	7000
Chassi MA 8.5 ISBe	Cummins ISBe	06 >	OBD	***	7000
Chassi MA 8.7 EV	CUMMINS ISF 3.8	12 >	OBD	***	7000
Chassi MA 9.2 TCE	MWM Acteon 4.12	04 - 07	OBD	***	7000
Chassi MA 9.2 ISBe	Cummins ISBe	06 >	OBD	***	7000
Chassi MA 9.2 BL/BC EV	MWM MAXFORCE 4.8	12 >	OBD	***	7000
Chassi MA 9.2 BL/BC EV	CUMMINS ISF 3.8	12 >	OBD	***	7000
Chassi MA 10 TCE	MWM Acteon 4.12	04 - 07	OBD	***	7000
Chassi MA 10.0 BL/BC EV	MWM MAXFORCE 4.8	12 >	OBD	***	7000
Chassi MA 10.0 BL/BC EV	CUMMINS ISF 3.8	12 >	OBD	***	7000
Chassi MA 12 TCE	MWM Acteon 4.12	04 - 07	OBD	***	7000
Chassi MA 12 EV	MWM MAXFORCE 4.8	12 >	OBD	***	7000
Chassi MA 12 ISBe	Cummins ISBe	06 >	OBD	***	7000
Chassi MA 15 TCE	MWM Acteon 4.12	04 - 07	OBD	***	7000
Chassi MA 15/ MA15 AR EV	MWM MAXFORCE 4.8	12 >	OBD	***	7000
Chassi MA 17 EV	MWM MAXFORCE 7.2	12 >	OBD	***	7000
Chassi MT 12 TCE	MWM Acteon 4.12	04 - 07	OBD	***	7000
Chassi MT 12 ISBe	Cummins ISBe	06 >	OBD	***	7000
Chassi MT 15 TCE	MWM Acteon 4.12	04 - 07	OBD	***	7000
Chassi MT 15 ISBe	Cummins ISBe	06 >	OBD	***	7000
Chassi MT 15 LE EV	MWM MAXFORCE 4.8	12 >	OBD	***	7000
Chassi MA 17 LE EV	MWM MAXFORCE 7.2	12 >	OBD	***	7000
Chassi MA 17 SB EV	MWM MAXFORCE 7.2	12 >	OBD	***	7000
Marruá AM2	MWM Sprint 4.07	05 >	OBD	A	7000
Marruá AM50	MWM Sprint 4.07	05 >	OBD	A	7000
Marruá AM100	MWM Sprint 4.07	05 >	OBD	A	7000
Marruá AM150	MWM Sprint 4.07	05 >	OBD	A	7000
Marruá AM200	MWM Sprint 4.07	05 >	OBD	A	7000
Marruá AM200 G2 EV	CUMMINS ISF 2.8	12 >	OBD	A	7000
Marruá AM300 G2 EV	CUMMINS ISF 2.8	12 >	OBD	A	7000
Marruá VTN 3/4	MWM Sprint 4.07	05 >	OBD	A	7000
Marruá VTL-REC	MWM Sprint 4.07	05 >	OBD	A	7000
Volare V5	MWM Sprint 4.07	05 >	OBD	I	7000
Volare V5 EV	CUMMINS ISF 3.8	12 >	OBD	I	7000
Volare V5	MWM Sprint 4.07	05 >	OBD	I	7000
Volare V5 EV	CUMMINS ISF 3.8	12 >	OBD	I	7000
Volare V8 EV	CUMMINS ISF 3.8	12 >	OBD	I	7000
Volare W6 EV	CUMMINS ISF 3.8	14 >	OBD	F	7000
Volare W8	MWM Acteon 4.12	04 >	OBD	F	7000
Volare W8 EV	MWM MAXFORCE 4.8	12 >	OBD	I	7000
Volare W9	MWM Acteon 4.12	06 >	OBD	F	7000
Volare W9 EV	MWM MAXFORCE 7.2	12 >	OBD	F	7000
Volare W12	MWM Acteon 4.12	06 >	OBD	I	7000
Furgovan 6000	MWM Sprint 4.07	05 >	OBD	A	7000

*** A posição do conector depende do fabricante da carroceria

Sistema de ABS

Caminhão CAM 7500 EV	WABCO E	14 >	OBD	A	7000
Caminhão CAM 10000 EV	Knorr-Bremse ABS 8	12 >	OBD	A	7000
Caminhão CAM 14000 EV	Knorr-Bremse ABS 8	12 >	OBD	A	7000
Chassi MA 9.2 BL/BC EV	Knorr-Bremse ABS 8	12 >	OBD	***	7000
Chassi MA 10.0 BL/BC EV	Knorr-Bremse ABS 8	12 >	OBD	***	7000
Chassi MA 12 EV	Knorr-Bremse ABS 8	12 >	OBD	***	7000
Chassi MA 15/ MA15 AR EV	Knorr-Bremse ABS 8	12 >	OBD	***	7000
Chassi MA 17 EV	Knorr-Bremse ABS 8	12 >	OBD	***	7000
Chassi MT 15 LE EV	Knorr-Bremse ABS 8	12 >	OBD	***	7000
Chassi MA 17 LE EV	Knorr-Bremse ABS 8	12 >	OBD	***	7000
Chassi MA 17 SB EV	Knorr-Bremse ABS 8	12 >	OBD	***	7000
Marruá EV	WABCO	12 >	OBD	A	7000
VOLARE V5/V6/V8 EV	WABCO	12 >	OBD	***	7000
Volare W6	WABCO	12 >	OBD	F	7000

Painel de Instrumentos

CAM/TRUCK 10000 EV	Cluster VDO	12 >	OBD	A	7000
CAM/TRUCK 14000 EV	Cluster VDO	12 >	OBD	A	7000
MA 8.7 EV	Cluster VDO	12 >	OBD	***	7000
MA 9.2 BL/BC EV	Cluster VDO	12 >	OBD	***	7000
MA 10.0 BC/BL EV	Cluster VDO	12 >	OBD	***	7000
MA 12.0 EV	Cluster VDO	12 >	OBD	***	7000
MA 15.0 / MA 15.0 AR EV	Cluster VDO	12 >	OBD	***	7000
MA 17.0 EV	Cluster VDO	12 >	OBD	***	7000
MT 15.0 LE EV	Cluster VDO	12 >	OBD	***	7000
MT 17.0 LE EV	Cluster VDO	12 >	OBD	***	7000
MT 17.0 SB EV	Cluster VDO	12 >	OBD	***	7000
VOLARE V5/V6/V8 EV	Cluster VDO	12 >	OBD	***	7000

AGRALE

Modelos	Sistema	Ano	Conector	Posição	Scanner
Painel de Instrumentos					
VOLARE W8 EV	Cluster VDO	12 >	OBD	F	7000
VOLARE W9 EV	Cluster VDO	12 >	OBD	F	7000

Sistema de Dosagem de Uréia

CAM/TRUCK 10000 EV	MWM DCU Tenneco	12 >	OBD	A	7000
CAM/TRUCK 14000 EV	MWM DCU Tenneco	12 >	OBD	A	7000
MA 8.7 EV	MWM DCU Tenneco	12 >	OBD	***	7000
MA 9.2 BL/BC EV	MWM DCU Tenneco	12 >	OBD	***	7000
MA 10.0 BC/BL EV	MWM DCU Tenneco	12 >	OBD	***	7000
MA 12.0 EV	MWM DCU Tenneco	12 >	OBD	***	7000
MA 15.0 / MA 15.0 AR EV	MWM DCU Tenneco	12 >	OBD	***	7000
MA 17.0 EV	MWM DCU Tenneco	12 >	OBD	***	7000
MT 15.0 LE EV	MWM DCU Tenneco	12 >	OBD	***	7000
MT 17.0 LE EV	MWM DCU Tenneco	12 >	OBD	***	7000
MT 17.0 SB EV	MWM DCU Tenneco	12 >	OBD	***	7000
VOLARE V5/V6/V8 EV	MWM DCU Tenneco	12 >	OBD	***	7000
VOLARE W8 EV	MWM DCU Tenneco	12 >	OBD	F	7000
VOLARE W9 EV	MWM DCU Tenneco	12 >	OBD	F	7000

*** A posição do conector depende do fabricante da corroceraia

FORD

Modelos	Sistema	Ano	Conector	Posição	Scanner
---------	---------	-----	----------	---------	---------

Sistema de Gerenciamento do Motor Diesel

Cargo 712e	CUMMINS ISB 4 cilindros	07 > 12	OBD + DTH-9P	A	7000
Cargo 815e	CUMMINS Interact 4.0	05 >	OBD + DTH-9P	A	7000
Cargo 816	CUMMINS ISB 4.5	12 >	OBD + DTH-9P	A	7000
Cargo 1119	CUMMINS ISB 4.5	12 >	OBD + DTH-9P	A	7000
Cargo 1317e	CUMMINS Interact 4.0	05 >	OBD + DTH-9P	A	7000
Cargo 1319	CUMMINS ISB 4.5	12 >	OBD + DTH-9P	A	7000
Cargo 1319	CUMMINS ISB E5 4 cilindros	13 >	OBD + DTH-9P	A	7000
Cargo 1419	CUMMINS ISB E5 4 cilindros	12 >	OBD + DTH-9P	A	7000
Cargo 1517e	CUMMINS Interact 4.0	05 >	OBD + DTH-9P	A	7000
Cargo 1519	CUMMINS ISB 4.5	12 >	OBD + DTH-9P	A	7000
Cargo 1717e	CUMMINS Interact 4.0	05 >	OBD + DTH-9P	A	7000
Cargo 1719	CUMMINS ISB 4.5	13 >	OBD + DTH-9P	A	7000
Cargo 1722e	CUMMINS Interact 6.0	05 > 12	OBD + DTH-9P	A	7000
Cargo 1723	CUMMINS ISB 6.7	06 >	OBD + DTH-9P	A	7000
Cargo 1723	CUMMINS ISB E5 6 cilindros	12 >	OBD + DTH-9P	A	7000
Cargo 1729	CUMMINS ISB E5 6 cilindros	12 >	OBD + DTH-9P	A	7000
Cargo 1832e	CUMMINS ISB 6.0	10 – 11	OBD + DTH-9P	A	7000
Cargo 1932e	CUMMINS ISB 6.0	11 – 12	OBD + DTH-9P	A	7000
Cargo 1933	CUMMINS ISB 8.9	12 >	OBD + DTH-9P	A	7000
Cargo 2042	FPT 10.3L	13 >	OBD + DTH-9P	A	7000
Cargo 2422e Max Truck	CUMMINS Interact 6.0	06 >	OBD + DTH-9P	A	7000
Cargo 2428e Max Truck	CUMMINS Interact 6.0	06 >	OBD + DTH-9P	A	7000
Cargo 2423	CUMMINS ISB 6.7	12 >	OBD + DTH-9P	A	7000
Cargo 2429	CUMMINS ISB 6.7	12 >	OBD + DTH-9P	A	7000
Cargo 2622e	CUMMINS Interact 6.0	06 >	OBD + DTH-9P	A	7000
Cargo 2623	CUMMINS ISB 6.7	12 >	OBD + DTH-9P	A	7000
Cargo 2628e	CUMMINS Interact 6.0	06 >	OBD + DTH-9P	A	7000
Cargo 2629	CUMMINS ISB 6.7	12 >	OBD + DTH-9P	A	7000
Cargo 2632e	CUMMINS Interact 6.0	06 >	OBD + DTH-9P	A	7000
Cargo 2842	FPT 10.3L	12 >	OBD + DTH-9P	A	7000
Cargo 2932e	CUMMINS ISC	06 >	OBD + DTH-9P	A	7000
Cargo 3129	Cummins ISB E5 6 cil	12 >	OBD + DTH-9P	A	7000
Cargo 3132	CUMMINS ISB 8.3	11 – 12	OBD + DTH-9P	A	7000
Cargo 3133	CUMMINS ISB 8.9	12 >	OBD + DTH-9P	A	7000
Cargo 4432e Max Ton	CUMMINS ISC	06 >	OBD + DTH-9P	A	7000
Cargo 4532e	CUMMINS ISC	06 – 11	OBD + DTH-9P	A	7000
Cargo 5032e Max Ton	CUMMINS ISC	06 >	OBD + DTH-9P	A	7000
Cargo 6332e	CUMMINS ISC	08 – 11	OBD + DTH-9P	A	7000
Cargo 712e	CUMMINS ISC	07 – 12	OBD + DTH-9P	A	7000
F100 3.9	CUMMINS ISC	05 – 10	OBD + DTH-9P	A	7000
F250 3.9	CUMMINS ISC	05 – 10	OBD + DTH-9P	A	7000
F350 2.8	CUMMINS ISF 2.8	13 >	OBD + DTH-9P	A	7000
F4000 2.8	CUMMINS ISF 2.8	13 >	OBD + DTH-9P	A	7000

FOTON

Modelos	Sistema	Ano	Conector	Posição	Scanner
---------	---------	-----	----------	---------	---------

Sistema de Gerenciamento do Motor Diesel

10-16DT	Cummins CM2220 ISF 3.8	16 >	OBD	A	7000
3.5-11ST/11DT/14ST	Cummins CM2220 ISF 3.8	16 >	OBD	A	7000

Sistema de ABS

10-16DT	ABS KNNOR 8	16 >	OBD	A	7000
---------	-------------	------	-----	---	------

FOTON

Modelos	Sistema	Ano	Conector	Posição	Scanner
Sistema de ABS					
3.5-11ST/11DT/14ST	ABS APG	16 >	OBD	A	7000
Sistema de AirBag					
3.5-11ST/11DT/14ST	Airbag SRS	16 >	OBD	A	7000

FREIGHTLINER

Modelos	Sistema	Ano	Conector	Posição	Scanner
Sistema de Gerenciamento do Motor Diesel					
Standard SAE J1587 **	SAE J1587	Todos	OBD + DTH-6P	/	7000
Standard SAE J1587 **	SAE J1587	Todos	OBD + DTH-6P	/	7000
Standard SAE J1939 **	SAE J1939	Todos	OBD + DTH-9P	/	7000

** Apenas para veículos com conector DTH-6P e DTH-9P

GMC

Modelos	Sistema	Ano	Conector	Posição	Scanner
Sistema de Gerenciamento do Motor Diesel					
15-190 (Caterpillar-3116)	Caterpillar-3116 HEUI	98 - 02	OBD	B	7000

HYUNDAI

Modelos	Sistema	Ano	Conector	Posição	Scanner
Sistema de Gerenciamento do Motor Diesel					
H100 2.5 TCI	Hyundai TCI	01>	OBD	A	7000
HR 2.5 TCI	Hyundai TCI	03>	OBD	A	7000
HR 2.5 16V CRDI TD	Hyundai CRDI	14 >	OBD	A	7000

INTERNATIONAL

Modelos	Sistema	Ano	Conector	Posição	Scanner
Sistema de Gerenciamento do Motor Diesel					
4700 (DT466 E)	Medium Range Diesel(MRD)	98 - 02	OBD + DTH-6P	E	7000
4900 (DT466 E)	Medium Range Diesel(MRD)	98 - 02	OBD + DTH-6P	E	7000
9200 (Cummins ISM)	Heavy Range Diesel (HRD)	98 - 02	OBD + DTH-6P	E	7000
9800 (Cummins ISM)	Heavy Range Diesel (HRD)	00 - 02	OBD + DTH-6P	E	7000
9800i	CUMMINS ISM 420	11 - 12	OBD + DTH-6P	E	7000
9800i EV	CUMMINS ISM 420	13 >	OBD + DTH-6P	E	7000
DuraStar	MWM Acteon - EDC07UC31	12 >	OBD + DTH-9P	E	7000
Standard SAE J1587	SAE J1587	Todos	OBD + DTH-6P	/	7000
Standard SAE J1587	SAE J1587	Todos	OBD + DTH-6P	/	7000
Standard SAE J1939	SAE J1939	Todos	OBD + DTH-9P	/	7000

IVECO

Modelos	Sistema	Ano	Conector	Posição	Scanner
Sistema de Gerenciamento do Motor Diesel					
CityClass	Bosch EDC-16C39	07 - 13	OBD + MB38	F	7000
CityClass 3.0 16V EV	EDC 17CP	13 >	OBD	A	7000
Daily 3.0 16V	Bosch EDC-16C39	07 - 13	OBD + MB38	F	7000
Daily 3.0 16V Euro V	FTP EDC-17CP	13 >	OBD	B	7000
Euro Cargo 170E22	Bosch EDC-07C1	05 - 07	OBD +IVECO 30 pinos	F	7000
Euro Cargo 230E24	Bosch EDC-07C1	05 - 07	OBD +IVECO 30 pinos	F	7000
Euro Cargo 260E25	Bosch EDC-07C1	05 - 07	OBD +IVECO 30 pinos	F	7000
Euro Cargo Tector	Bosch EDC-07C1	05 - 07	OBD +IVECO 30 pinos	F	7000
Standard SAE J1587 **	SAE J1587	Todos	OBD +DTH-6P	/	7000
Standard SAE J1587 **	SAE J1587	Todos	OBD +DTH-9P	/	7000
Standard SAE J1939 **	SAE J1939	Todos	OBD +DTH-9P	/	7000

** Apenas para veículos com conector DTH-6P e DTH-9P

KIA

Modelos	Sistema	Ano	Conector	Posição	Scanner
Sistema de Gerenciamento do Motor Diesel					
Bongo 2.5 TCI	Hyundai TCI	03>	OBD	A	7000
Bongo K2500 EV	CRDi TD	13 >	OBD	A	7000
Bongo 2.7 J2	Hyundai TCI	03>	OBD	A	7000

MERCEDES-BENZ

Modelos	Sistema	Ano	Conector	Posição	Scanner
Sistema de Gerenciamento do Motor Diesel					
1215 C (OM-904 LA)	PLD (Pump Leitung Düse)	99 >	OBD+MB/C14	E	7000
1315 (OM-904 LA)	PLD (Pump Leitung Düse)	04 >	OBD+MB/C14	D	7000
1318 (OM-904 LA)	PLD (Pump Leitung Düse)	03 >	OBD+MB/C14	E	7000
1418 (OM-904 LA)	PLD (Pump Leitung Düse)	04 >	OBD+MB/C14	D	7000
1518 (OM-904 LA)	PLD (Pump Leitung Düse)	04 >	OBD+MB/C14	D	7000
1718 (OM-904 LA)	PLD (Pump Leitung Düse)	04 >	OBD+MB/C14	E	7000
1718 M (OM-904 LA)	PLD (Pump Leitung Düse)	01 >	OBD+MB/C14	D	7000
1725 (OM-906 LA)	PLD (Pump Leitung Düse)	04 >	OBD+MB/C14	D	7000
1728 (OM-906 LA)	PLD (Pump Leitung Düse)	03 >	OBD+MB/C14	E	7000
1933 (OM-926 LA)	MR (Pump Leitung Düse)	04 >	OBD+MB/C14	C	7000
1938 S (OM-457 LA)	MR (Pump Leitung Düse)	02 >	OBD+MB/C14	C	7000
1944 S (OM-457 LA)	MR (Pump Leitung Düse)	02 >	OBD+MB/C14	C	7000
2423 B (OM-457 LA)	PLD (Pump Leitung Düse)	99 >	OBD+MB/C14	E	7000
2423 K (OM-906 LA)	PLD (Pump Leitung Düse)	99 >	OBD+MB/C14	E	7000
2428 (OM-906 LA)	PLD (Pump Leitung Düse)	00 >	OBD+MB/C14	E	7000
712 C (OM-904 LA)	PLD (Pump Leitung Düse)	98 >	OBD+MB/C14	E	7000
715 C (OM-612 LA)	Bosch EDC Common Rail	04 >	OBD+MB/C14	A	7000
914 C (OM-904 LA)	PLD (Pump Leitung Düse)	98 >	OBD+MB/C14	E	7000
915 C (OM-904 LA)	PLD (Pump Leitung Düse)	03 >	OBD+MB/C14	A	7000
ACCELO 815 (OM-924LA)	PLD (Pump Leitung Düse)	05 >	OBD+MB/C14	C	7000
ACCELO 815	MR 4 cil E5	12 >	OBD	E	7000
ACCELO 1016 (OM-924LA)	PLD (Pump Leitung Düse)	05 >	OBD+MB/C14	C	7000
ACCELO 1016 (OM-924LA)	MR 4 cil E5	12 >	OBD	E	7000
ACCELO 915C (OM-924LA)	MR 4 cilindros	05 > 07	OBD+MB/C14	E	7000
ACCELO 915C (OM-924LA)	MR 4 Cilindros	07 >	OBD	E	7000
ACCELO 1316 (OM-924LA)	MR 4 cil E5	12 >	OBD	E	7000
ACTROS	MR 6 Cilindros	09 > 12	OBD	C	7000
ACTROS	MR 4 cil E5	12 >	OBD	E	7000
ATEGO (OM-924LA)	MR 4 cilindros	05 > 07	OBD+MB/C14	E	7000
ATEGO (OM-924LA)	MR 4 Cilindros	07 >	OBD	E	7000
ATEGO (OM-926LA)	MR 6 cilindros	05 > 07	OBD+MB/C14	E	7000
ATEGO (OM-926LA)	MR 6 Cilindros	07 >	OBD	E	7000
AXOR	MR 6 cilindros	05 > 07	OBD+MB/C14	C	7000
AXOR	MR 6 Cilindros	07 > 11	OBD	C	7000
AXOR	MR 6 cil E5	12 >	OBD	E	7000
ATRON	MR 4 cil E5	12 >	OBD	E	7000
ATRON	MR 6 cil E5	12 >	OBD	E	7000
ATRON 1319	MR 4 Cilindros	11 >	OBD	E	7000
ATRON 1635	MR 6 cilindros	11 >	OBD	E	7000
ATRON 1719	MR 4 Cilindros	11 >	OBD	E	7000
ATRON 2324	MR 6 cilindros	11 >	OBD	E	7000
ATRON 2729	MR 6 cilindros	11 >	OBD	E	7000
L2638 (OM-457 LA)	PLD (Pump Leitung Düse)	98 >	OBD+MB/C14	E	7000
L-1218 EL (OM-904 LA)	PLD (Pump Leitung Düse)	01 >	OBD+MB/C14	E	7000
L1218 R (OM-904 LA)	PLD (Pump Leitung Düse)	01 >	OBD+MB/C14	E	7000
L-1418 EL (OM-904 LA)	PLD (Pump Leitung Düse)	01 >	OBD+MB/C14	E	7000
L-1622 (OM-904 LA)	PLD (Pump Leitung Düse)	01 >	OBD+MB/C14	E	7000
L-1620	PLD (Pump Leitung Düse)	01 > 05	OBD+MB/C14	I/F	7000
LK 2638 (OM-457 LA)	PLD (Pump Leitung Düse)	98 >	OBD+MB/C14	E	7000
LO-815	OBD J1939	13 >	OBD+MB/C14	I/F	7000
LO-914 (OM-904 LA)	PLD (Pump Leitung Düse)	00 >	OBD+MB/C14	E	7000
LO-915 (OM-904 LA)	PLD (Pump Leitung Düse)	00 >	OBD+MB/C14	E	7000
LO-916 (OM924LA)	MR 4 Cilindros	07 >	OBD	E	7000
LO-916	MR 4 Cilindros E5	12 >	OBD	E	7000
LS 1634 (OM-457 LA)	PLD (Pump Leitung Düse)	98 >	OBD+MB/C14	E	7000
LS 1938 (OM-457 LA)	PLD (Pump Leitung Düse)	98 >	OBD+MB/C14	E	7000
LS 2638 (OM-457 LA)	PLD (Pump Leitung Düse)	98 >	OBD+MB/C14	E	7000
O-400 RS (OM-457 LA)	PLD (Pump Leitung Düse)	98 >	OBD+MB/C14	E	7000
O-400 RSD (OM-457 LA)	PLD (Pump Leitung Düse)	98 >	OBD+MB/C14	E	7000
O-400 RSE (OM-457 LA)	PLD (Pump Leitung Düse)	98 >	OBD+MB/C14	E	7000
O-500 Buggy (OM-926 LA)	MR 6 Cilindros	04 > 07	OBD+MB/C14	E	7000
O-500 Buggy (OM-926 LA)	MR 6 Cilindros	07 >	OBD	E	7000
O-500 M (OM-906 LA)	PLD (Pump Leitung Düse)	04 > 07	OBD+MB/C14	E	7000
O-500 M (OM-926 LA)	MR 6 Cilindros	07 >	OBD	E	7000
O-500 M (OM-926 LA)	MR 6 Cilindros	02 > 04	OBD+MB/C14	E	7000
O-500 M	MR 6 Cilindros E5	12 >	OBD	E	7000
O-500 MA (OM-547 LA)	MR 6 Cilindros	05 > 07	OBD+MB/C14	E	7000
O-500 MA (OM-547 LA)	MR 6 Cilindros	01 > 04	OBD+MB/C14	E	7000
O-500 R (OM-906 LA)	PLD (Pump Leitung Düse)	04 > 07	OBD+MB/C14	E	7000
O-500 R (OM-926 LA)	MR 6 Cilindros	07 >	OBD	E	7000
O-500 R (OM-926 LA)	MR 6 Cilindros	04 > 07	OBD+MB/C14	E	7000
O-500 RS (OM-457 LA)	PLD (Pump Leitung Düse)	07 >	OBD	E	7000
O-500 RS (OM-457 LA)	MR 6 Cilindros	02 > 04	OBD+MB/C14	E	7000
O-500 RS (OM-457 LA)	MR 6 Cilindros	05 > 07	OBD+MB/C14	E	7000
O-500 RSD (OM-457 LA)	PLD (Pump Leitung Düse)	07 >	OBD	E	7000
O-500 RSD (OM-457 LA)	MR 6 Cilindros	02 > 04	OBD+MB/C14	E	7000
O-500 RSD (OM-457 LA)	MR 6 Cilindros	05 > 07	OBD+MB/C14	E	7000
O-500 RSE (OM-457 LA)	MR 6 Cilindros E5	14 >	OBD	A	7000
O-500 RSE (OM-457 LA)	MR 6 Cilindros E5	14 >	OBD	A	7000
O-500 U (OM-906 LA)	PLD (Pump Leitung Düse)	07 >	OBD	E	7000
O-500 U (OM-926 LA)	MR 6 Cilindros	02 > 04	OBD+MB/C14	E	7000
O-500 U (OM-926 LA)	MR 6 Cilindros	05 > 07	OBD+MB/C14	E	7000

MERCEDES-BENZ

Modelos	Sistema	Ano	Conector	Posição	Scanner
Sistema de Gerenciamento do Motor Diesel					
O-500 UA (OM-457 LA)	MR 6 Cilindros	07 >	OBD	E	7000
O-500 UA (OM-457 LA)	MR 6 Cilindros	01 > 04	OBD+MB/C14	E	7000
O-500 UA	MR 6 Cilindros	01 > 04	OBD	E	7000
O-500 UDA	MR 6 Cilindros	01 > 04	OBD	E	7000
OF-1219 (OM-924LA)	MR 4 Cilindros	05 > 07	OBD+MB/C14	E	7000
OF-1417 (OM-904 LA)	PLD (Pump Leitung Düse)	07 >	OBD	E	7000
OF-1418 (OM-904 LA)	PLD (Pump Leitung Düse)	05 > 07	OBD+MB/C14	E	7000
OF-1519 (OM-924LA)	MR 4 Cilindros	07 >	OBD	E	7000
OF-1519	MR 4 Cilindros E5	13 >	OBD	E	7000
OF-1519 R (OM-924LA)	MR 4 Cilindros	07 >	OBD	E	7000
OF-1721 (OM-924LA)	PLD (Pump Leitung Düse)	02 > 06	OBD+MB/C14	I/F	7000
OF-1721 (OM-924LA)	MR 4 Cilindros	07 >	OBD	E	7000
OF-1721 (OM-924LA)	MR 4 Cilindros E5	13 >	OBD	E	7000
OF-1722 (OM-924 LA)	PLD (Pump Leitung Düse)	03 >	OBD+MB/C14	E	7000
OF-1722 M (OM-924 LA)	PLD (Pump Leitung Düse)	07 >	OBD	E	7000
OF-1724 (OM-926 LA)	MR 6 Cilindros	07 >	OBD	E	7000
OF-1724	MR 4 Cilindros E5	13 >	OBD	E	7000
OH-1418 (OM-904 LA)	PLD (Pump Leitung Düse)	03 > 06	OBD+MB/C14	E	7000
OH-1518	MR 4 Cilindros	07 > 12	OBD	E	7000
OH-1519 (OM-924LA)	MR 4 Cilindros	07 > 12	OBD	E	7000
OH-1519	MR 4 Cilindros E5	13 >	OBD	E	7000
OH-1621 (OM-924LA)	MR 4 Cilindros	07 >	OBD	E	7000
OH-1621 L	MR 4 Cilindros E5	13 >	OBD	E	7000

Sistema de Gerenciamento de Veículo

1215 C (OM-904 LA)	ADM	99 >	OBD+MB/C14	E	7000
1315 (OM-904 LA)	ADM	04 >	OBD+MB/C14	D	7000
1318 (OM-904 LA)	ADM	03 >	OBD+MB/C14	E	7000
1418 (OM-904 LA)	ADM	04 >	OBD+MB/C14	D	7000
1518 (OM-904 LA)	ADM	04 >	OBD+MB/C14	D	7000
1718 (OM-904 LA)	ADM	04 >	OBD+MB/C14	E	7000
1718 M (OM-904 LA)	ADM	01 >	OBD+MB/C14	D	7000
1725 (OM-906 LA)	ADM	04 >	OBD+MB/C14	D	7000
1728 (OM-906 LA)	ADM	03 >	OBD+MB/C14	E	7000
1938S	FR	99 > 06	OBD+MB/C14	E	7000
1938S	FR	99 > 06	OBD	C	7000
1944S	FR	02 > 05	OBD+MB/C14	E	7000
1944S	FR	02 > 05	OBD	C	7000
2423 B (OM-457 LA)	ADM	99 >	OBD+MB/C14	E	7000
2423 K (OM-906 LA)	ADM	99 >	OBD+MB/C14	E	7000
2428 (OM-906 LA)	ADM	00 >	OBD+MB/C14	E	7000
712 C (OM-904 LA)	ADM	98 >	OBD+MB/C14	E	7000
914 C (OM-904 LA)	ADM	98 >	OBD+MB/C14	E	7000
ACCELO 715C	ADM	04 >	OBD+MB/C14	E	7000
ACCELO 815	FR E5	12 >	OBD	E	7000
ACCELO 915C	ADM	02 > 12	OBD+MB/C14	E	7000
ACCELO 915C	FR	02 > 12	OBD+MB/C14	E	7000
ACCELO 1016	FR E5	12 >	OBD	E	7000
ACCELO 1316	FR E5	12 >	OBD	E	7000
ATEGO (OM-924LA)	FR	05 > 07	OBD+MB/C14	E	7000
ATEGO (OM-924LA)	FR	07 >	OBD	E	7000
ATEGO (OM-926LA)	FR	05 > 07	OBD+MB/C14	E	7000
ATEGO (OM-926LA)	FR	07 >	OBD	C	7000
ATEGO	FR E5	12 >	OBD	C	7000
ACTROS	FR	09 > 12	OBD	C	7000
ACTROS	FR E5	12 >	OBD	C	7000
AXOR	FR	05 > 07	OBD+MB/C14	E	7000
AXOR	FR	07 >	OBD	C	7000
AXOR	FR E5	12 >	OBD	C	7000
ATRON 1319	FR	11 >	OBD	E	7000
ATRON 1635	FR	11 >	OBD	E	7000
ATRON 1719	FR	11 >	OBD	E	7000
ATRON 2324	FR	11 >	OBD	E	7000
ATRON 2729	FR	11 >	OBD	E	7000
ATRON	FR E5	12 >	OBD	C	7000
L2638 (OM-457 LA)	ADM	98 >	OBD+MB/C14	E	7000
L-1218 EL (OM-904 LA)	ADM	01 >	OBD+MB/C14	E	7000
L1218 R (OM-904 LA)	ADM	01 >	OBD+MB/C14	E	7000
L-1418 EL (OM-904 LA)	ADM	01 >	OBD+MB/C14	E	7000
L-1620	ADM	01 > 05	OBD+MB/C14	E	7000
L-1622 (OM-904 LA)	ADM	01 >	OBD+MB/C14	E	7000
LK 2638 (OM-457 LA)	ADM	98 >	OBD+MB/C14	E	7000
LO-914 (OM-904 LA)	ADM	00 >	OBD+MB/C14	E	7000
LO-915 (OM-904 LA)	ADM	00 >	OBD+MB/C14	E	7000
LO-916 (OM924LA)	FR	07 >	OBD	E	7000
LO-916	FR E5	12 >	OBD	E	7000
LS 1634 (OM-457 LA)	ADM	98 >	OBD+MB/C14	E	7000
LS 1938 (OM-457 LA)	ADM	98 >	OBD+MB/C14	E	7000
LS 2638 (OM-457 LA)	ADM	98 >	OBD+MB/C14	E	7000
O-400 RS (OM-457 LA)	ADM	98 >	OBD+MB/C14	E	7000
O-400 RSD (OM-457 LA)	ADM	98 >	OBD+MB/C14	E	7000
O-400 RSE (OM-457 LA)	ADM	98 >	OBD+MB/C14	E	7000

MERCEDES-BENZ

Modelos	Sistema	Ano	Conector	Posição	Scanner
Sistema de Gerenciamento de Veículo					
O-500 Buggy (OM-926 LA)	FR	04 > 07	OBD+MB/C14	E	7000
O-500 Buggy (OM-926 LA)	FR	07 >	OBD	E	7000
O-500 M (OM-906 LA)	ADM	01 >	OBD	E	7000
O-500 M (OM-926 LA)	FR	04 > 07	OBD+MB/C14	E	7000
O-500 M (OM-926 LA)	FR	07 >	OBD	E	7000
O-500 M	FR/CPC E5	12 >	OBD	E	7000
O-500 MA (OM-547 LA)	FR	04 > 07	OBD+MB/C14	E	7000
O-500 MA (OM-547 LA)	FR	07 >	OBD	E	7000
O-500 R (OM-906 LA)	ADM	02 >	OBD+MB/C14	E	7000
O-500 R (OM-926 LA)	FR	05 > 07	OBD+MB/C14	E	7000
O-500 R (OM-926 LA)	FR	07 >	OBD	E	7000
O-500 RS (OM-457 LA)	ADM	02 >	OBD+MB/C14	E	7000
O-500 RS (OM-457 LA)	FR	05 > 07	OBD+MB/C14	E	7000
O-500 RS (OM-457 LA)	FR	07 >	OBD	E	7000
O-500 RSD (OM-457 LA)	ADM	02 >	OBD+MB/C14	E	7000
O-500 RSD (OM-457 LA)	FR	05 > 07	OBD+MB/C14	E	7000
O-500 RSD (OM-457 LA)	FR	07 >	OBD	E	7000
O-500 RSE	FR	05 > 07	OBD+MB/C14	E	7000
O-500 RSE	FR	07 > 11	OBD	C	7000
O-500 U (OM-906 LA)	ADM	02 >	OBD+MB/C14	E	7000
O-500 U (OM-926 LA)	FR	05 > 07	OBD+MB/C14	E	7000
O-500 U (OM-926 LA)	FR	07 >	OBD	E	7000
O-500 U	FR	07 > 11	OBD	C	7000
O-500 UA (OM-457 LA)	FR	05 > 07	OBD+MB/C14	E	7000
O-500 UA (OM-457 LA)	FR	07 >	OBD	E	7000
O-500 UA	FR/CPC E5	14 >	OBD	E	7000
O-500 UDA	FR/CPC E5	14 >	OBD	E	7000
OF-1219 (OM-924LA)	FR	07 >	OBD	E	7000
OF-1417 (OM-904 LA)	ADM	98 - 03	OBD+MB/C14	E	7000
OF-1418 (OM-904 LA)	ADM	03 >	OBD+MB/C14	E	7000
OF-1519 (OM-924LA)	FR	07 >	OBD	E	7000
OF-1519	FR/CPC E5	13 >	OBD	E	7000
OF-1519 R (OM-924LA)	FR	07 >	OBD	E	7000
OF-1721 (OM-924LA)	ADM	02 > 06	OBD+MB/C14	I/F	7000
OF-1721 (OM-924LA)	FR	07 >	OBD	E	7000
OF-1721	FR/CPC E5	13 >	OBD	E	7000
OF-1722 (OM-924 LA)	ADM	03 >	OBD+MB/C14	E	7000
OF-1722 M (OM-924 LA)	ADM	03 >	OBD+MB/C14	E	7000
OF-1724 (OM-926 LA)	FR	07 >	OBD	E	7000
OF-1724	FR/CPC E5	13 >	OBD	E	7000
OH-1417 (OM-904 LA)	ADM	03 >	OBD+MB/C14	E	7000
OH-1418 (OM-904 LA)	ADM	03 >	OBD+MB/C14	E	7000
OH-1518	FR	07 > 12	OBD	C	7000
OH-1519 (OM-924LA)	FR	07 >	OBD	E	7000
OH-1519	FR/CPC E5	13 >	OBD	E	7000
OH-1621 (OM-924LA)	FR	07 >	OBD	E	7000
OH-1621 L	FR/CPC E5	13 >	OBD	E	7000

Sistema de Tacógrafo

1938S	TCO (C14)	99 > 06	OBD+MB/C14	E	7000
1938S	TCO (OBD)	99 > 06	OBD	C	7000
1944	TCO (C14)	02 > 05	OBD+MB/C14	E	7000
1944	TCO (OBD)	02 > 05	OBD	C	7000
ACCELO 815	TCO (OBD)	12 >	OBD	C	7000
ACCELO 915C	TCO (C14)	02 > 12	OBD+MB/C14	E	7000
ACCELO 1016	TCO (OBD)	12 >	OBD	C	7000
ACCELO 1316	TCO (OBD)	12 >	OBD	C	7000
ACTROS	TCO (OBD)	09 >	OBD	C	7000
ATEGO	TCO (OBD)	09 >	OBD	C	7000
ATROM	TCO (OBD)	12 >	OBD	C	7000
AXOR	TCO (C14)	05 >	OBD+MB/C14	E	7000
AXOR	TCO (OBD)	05 >	OBD	C	7000
LO-916	TCO (OBD)	12 >	OBD	C	7000
O-500M	TCO (C14)	05 >	OBD+MB/C14	E	7000
O-500M	TCO (OBD)	05 >	OBD	C	7000
O-500RS	TCO (C14)	05 >	OBD+MB/C14	E	7000
O-500RS	TCO (OBD)	05 >	OBD	C	7000
O-500RSD	TCO (C14)	05 >	OBD+MB/C14	E	7000
O-500RSD	TCO (OBD)	05 >	OBD	C	7000
O-500RSE	TCO (C14)	05 >	OBD+MB/C14	E	7000
O-500RSE	TCO (OBD)	05 >	OBD	C	7000
O-500U	TCO (OBD)	14 >	OBD	C	7000
O-500UA	TCO (OBD)	14 >	OBD	C	7000
O-500UDA	TCO (OBD)	14 >	OBD	C	7000
OF1519	TCO (OBD)	13 >	OBD	C	7000
OF1721	TCO (OBD)	13 >	OBD	C	7000
OF1724	TCO (OBD)	13 >	OBD	C	7000
OH1518	TCO (OBD)	07 > 12	OBD	C	7000
OH1519	TCO (OBD)	13 >	OBD	C	7000
OF1621L	TCO (OBD)	13 >	OBD	C	7000

MERCEDES-BENZ

Modelos	Sistema	Ano	Conector	Posição	Scanner
Sistema do Painel de Instrumentos					
1938S	INS2004 (C14)	99 > 06	OBD+MB/C14	E	7000
1938S	INS2004 (OBD)	99 > 06	OBD	C	7000
1938S	WS (C14)	99 > 06	OBD+MB/C14	E	7000
1938S	WS (OBD)	99 > 06	OBD	C	7000
1944	INS2004 (C14)	02 > 05	OBD+MB/C14	E	7000
1944	INS2004 (OBD)	02 > 05	OBD	C	7000
1944	WS (C14)	02 > 05	OBD+MB/C14	E	7000
1944	WS (OBD)	02 > 05	OBD	C	7000
ACCELO 815	INS2004 (OBD)	12 >	OBD	C	7000
ACCELO 915C	INS2004 (C14)	02 > 12	OBD+MB/C14	E	7000
ACCELO 1016	INS2004 (OBD)	12 >	OBD	C	7000
ACCELO 1316	INS2004 (OBD)	12 >	OBD	C	7000
ACTROS	INS2004 (OBD)	09 >	OBD	C	7000
ACTROS	WS (OBD)	09 >	OBD	C	7000
ATEGO	INS2004 (OBD)	09 >	OBD	C	7000
ATEGO	WS (OBD)	09 >	OBD	C	7000
ATROM	INS2004 (OBD)	12 >	OBD	C	7000
AXOR	INS2004 (C14)	05 >	OBD+MB/C14	E	7000
AXOR	INS2004 (OBD)	05 >	OBD	C	7000
AXOR	WS (C14)	05 >	OBD+MB/C14	E	7000
AXOR	WS (OBD)	05 >	OBD	C	7000
LO-916	INS2004 (OBD)	12 >	OBD	C	7000
O-500M	INS2004 (C14)	05 >	OBD+MB/C14	E	7000
O-500M	INS2004 (OBD)	05 >	OBD	C	7000
O-500M	WS (C14)	05 >	OBD+MB/C14	E	7000
O-500M	WS (OBD)	05 >	OBD	C	7000
O-500RS	INS2004 (C14)	05 >	OBD+MB/C14	E	7000
O-500RS	INS2004 (OBD)	05 >	OBD	C	7000
O-500RS	WS (C14)	05 >	OBD+MB/C14	E	7000
O-500RS	WS (OBD)	05 >	OBD	C	7000
O-500RSD	INS2004 (C14)	05 >	OBD+MB/C14	E	7000
O-500RSD	INS2004 (OBD)	05 >	OBD	C	7000
O-500RSD	WS (C14)	05 >	OBD+MB/C14	E	7000
O-500RSD	WS (OBD)	05 >	OBD	C	7000
O-500RSE	INS2004 (C14)	05 >	OBD+MB/C14	E	7000
O-500RSE	INS2004 (OBD)	05 >	OBD	C	7000
O-500RSE	WS (C14)	05 >	OBD+MB/C14	E	7000
O-500RSE	WS (OBD)	05 >	OBD	C	7000
O-500U	INS2004 (OBD)	14 >	OBD	C	7000
O-500UA	INS2004 (OBD)	14 >	OBD	C	7000
O-500UDA	INS2004 (OBD)	14 >	OBD	C	7000
OF1519	INS2004 (OBD)	13 >	OBD	C	7000
OF1721	INS2004 (OBD)	13 >	OBD	C	7000
OF1724	INS2004 (OBD)	13 >	OBD	C	7000
OH1518	INS2004 (OBD)	07 > 12	OBD	C	7000
OH1519	INS2004 (OBD)	13 >	OBD	C	7000
OF1621L	INS2004 (OBD)	13 >	OBD	C	7000
AXOR	ABS Knorr Bremse	11 >	OBD	C	7000
O-500U	ABS Knorr Bremse	14 >	OBD	C	7000
O-500UA	ABS Knorr Bremse	14 >	OBD	C	7000
O-500UDA	ABS Knorr Bremse	14 >	OBD	C	7000
OF1519	ABS Knorr Bremse	13 >	OBD	C	7000
OF1724	ABS Knorr Bremse	13 >	OBD	C	7000

Sistema de Transmissão

AXOR	GS-EPS3 (AT)	11 >	OBD	C	7000
------	--------------	------	-----	---	------

Sistema de Alarme

AXOR	FFB (Controle Remoto/Alarme)	11 >	OBD	C	7000
------	------------------------------	------	-----	---	------

Sistema de Carroceria / Chassi

O-500UDA	Direção Auxiliar ZL11	14 >	OBD	C	7000
----------	-----------------------	------	-----	---	------

NEOBUS

Modelos	Sistema	Ano	Conector	Posição	Scanner
Sistema de Gerenciamento do Motor Diesel					
Midibus Euro III	MWM Acteon 4.12	05 >	OBD	I	7000
Midibus Euro V/ABS	Maxxforce 4.8E	11 >	OBD	F	7000

SCANIA

Modelos	Sistema	Ano	Conector	Posição	Scanner
Sistema de Gerenciamento do Motor Diesel					
DSC12 01 400	EDC MS6.2	04 >	OBD + CPC-16	F	7000
DSC12 01 400	EDC MS5	97 >	OBD + CPC-16	F	7000
DSC12 05 420	EDC MS6.2	98 >	OBD + CPC-16	F	7000

SCANIA

Modelos	Sistema	Ano	Conector	Posição	Scanner
Sistema de Gerenciamento do Motor Diesel					
G380	DC12 EMS S6	08 >	OBD + Adaptador Azul	A	7000
G420	DC12 EMS S6	08 >	OBD + Adaptador Azul	A	7000
G470	DC12 EMS S6	08 >	OBD + Adaptador Azul	A	7000
P340	DC12 EMS S6	08 >	OBD + Adaptador Azul	A	7000
P420	DC12 EMS S6	08 >	OBD + Adaptador Azul	A	7000
R380	DC12 EMS S6	08 >	OBD + Adaptador Azul	A	7000
R420	DC12 EMS S6	08 >	OBD + Adaptador Azul	A	7000

VOLKSWAGEN

Modelos	Sistema	Ano	Conector	Posição	Scanner
Sistema de Gerenciamento do Motor Diesel					
Delivery 5.140	MWM 4.08 TCE	05 >	OBD + DTH-9P	F	7000
Delivery 5.150 EV	CUMMINS ISF 150	12 >	OBD	F	7000
Delivery 8.150	MWM 4.08 TCE	05 >	OBD + DTH-9P	F	7000
Delivery 8.150	MWM 4.12 TCE (EDC 07)	04 >	OBD + DTH-9P	F	7000
Delivery 8.150 Plus	CUMMINS Interact 4.0	09 >	OBD + DTH-9P	F	7000
Delivery 8.160 EV	CUMMINS ISF 160	12 >	OBD	F	7000
Delivery 9.150 Plus	CUMMINS Interact 4.0	09 >	OBD + DTH-9P	F	7000
Worker 8.150 E	CUMMINS Interact 4.0	04 >	OBD + DTH-9P	F	7000
Worker 8.150 E	MWM 4.08 TCE	05 >	OBD + DTH-9P	F	7000
Worker 9.150 E	CUMMINS Interact 4.0	06 >	OBD + DTH-9P	F	7000
Worker 9.150 E	MWM 4.12 TCE (EDC 07)	04 >	OBD + DTH-9P	F	7000
Delivery 9.160 EV	CUMMINS ISF 160	12 >	OBD	F	7000
Delivery 10.160 EV	CUMMINS CM2220	12 >	OBD	F	7000
Delivery 10.160 EV	CUMMINS ISF 160	12 >	OBD	F	7000
Delivery 13.160 EV	CUMMINS ISF 160	12 >	OBD	F	7000
Worker 13.170 E	CUMMINS Interact 4.0	04 >	OBD + DTH-9P	F	7000
Worker 13.180 E	MWM 4.12 TCE (EDC 07)	04 >	OBD + DTH-9P	F	7000
Worker 13.190 EV	MAN D0834 190 EV	12 >	OBD	F	7000
Worker 15.170 E	CUMMINS Interact 4.0	04 >	OBD + DTH-9P	F	7000
Worker 15.180 E	MWM 4.12 TCE (EDC 07)	04 >	OBD + DTH-9P	F	7000
Worker 15.190 EV	MAN D0834 190 EV	12 >	OBD	F	7000
Worker 17.190 EV	MAN D0834 190 EV	12 >	OBD	F	7000
Worker 17.230 EV	MAN D0834 230 EV	12 >	OBD	F	7000
Worker 17.250 E	CUMMINS Interact 6.0	04 >	OBD + DTH-9P	F	7000
Worker 23.230 EV	MAN D0834 230 EV	12 >	OBD	F	7000
Worker 24.250 E	CUMMINS Interact 6.0	05 >	OBD + DTH-9P	F	7000
Worker 26.260 E	MWM 6.12 TCE (EDC 07)	04 >	OBD + DTH-9P	F	7000
Worker 31.260 E	MWM 6.12 TCE (EDC 07)	04 >	OBD + DTH-9P	F	7000
Constellation 13.180	MWM 4.12 TCE (EDC 07)	05 >	OBD	F	7000
Constellation 13.190	MAN D0834 190 EV	12 >	OBD	F	7000
Constellation 15.180	MWM 4.12 TCE (EDC 07)	05 >	OBD	F	7000
Constellation 15.190	MAN D0834 190 EV	12 >	OBD	F	7000
Constellation 17.190	MAN D0834 190 EV	12 >	OBD	F	7000
Constellation 17.250	CUMMINS Interact 6.0	05 >	OBD	F	7000
Constellation 17.280	MAN D0836 280 EV	12 >	OBD	F	7000
Constellation 17.320	CUMMINS ISC	09 >	OBD	F	7000
Constellation 17.330	CUMMINS ISL 330	12 >	OBD	F	7000
Constellation 19.320 (Titan)	CUMMINS ISC	05 >	OBD	F	7000
Constellation 19.330 EV	CUMMINS ISL 330	12 >	OBD	F	7000
Constellation 19.360 EV	CUMMINS ISL 6 cil	12 >	OBD	F	7000
Constellation 19.370	VW NGD 370	07 >	OBD	F	7000
Constellation 19.390	CUMMINS ISL 400	12 >	OBD	F	7000
Constellation 19.420	CUMMINS ISL 420	12 >	OBD	F	7000
Constellation 24.250	CUMMINS Interact 6.0	05 >	OBD	F	7000
Constellation 24.280	MAN D0836 280 EV	12 >	OBD	F	7000
Constellation 24.320	CUMMINS ISC	09 >	OBD	F	7000
Constellation 24.330	CUMMINS ISL 330	12 >	OBD	F	7000
Constellation 25.320	CUMMINS ISC	08 >	OBD	F	7000
Constellation 25.370	VW NGD 370	07 >	OBD	F	7000
Constellation 25.390	CUMMINS ISL 400	12 >	OBD	F	7000
Constellation 25.420	CUMMINS ISL 420	12 >	OBD	F	7000
Constellation 26.260	MWM 6.12 TCE (EDC 07)	09 >	OBD	F	7000
Constellation 26.280	MAN D0836 280 EV	12 >	OBD	F	7000
Constellation 26.390	CUMMINS ISL 400	12 >	OBD	F	7000
Constellation 26.420	CUMMINS ISL 420	12 >	OBD	F	7000
Constellation 30.330	CUMMINS ISL 6 cil	12 >	OBD	F	7000
Constellation 31.260	MWM 6.12 TCE (EDC 07)	09 >	OBD	F	7000
Constellation 31.280	MAN D0836 280 EV	12 >	OBD	F	7000
Constellation 31.320	CUMMINS ISC	08 >	OBD	F	7000
Constellation 31.330	CUMMINS ISL 330	12 >	OBD	F	7000
Constellation 31.370	VW NGD 370	07 >	OBD	F	7000
Constellation 31.390	CUMMINS ISL 400	12 >	OBD	F	7000
Volksbus 5.140 EOB	MWM 4.08 TCE	05 >	OBD + DTH-9P	***	7000
Volksbus 5.150 EOB	MWM 4.08 TCE	06 >	OBD	***	7000
Volksbus 5.150 EV	CUMMINS ISF 150	12 >	OBD	***	7000
Volksbus 5.160 EV	CUMMINS ISF 150	12 >	OBD	***	7000
Volksbus 8.150 EOD	MWM 4.08 TCE	05 >	OBD + DTH-9P	***	7000

VOLKSWAGEN

Modelos	Sistema	Ano	Conector	Posição	Scanner
Sistema de Gerenciamento do Motor Diesel					
Volksbus 8.150 EOD	CUMMINS Interact 4.0	04 >	OBD + DTH-9P	***	7000
Volksbus 8.150 EOD	MWM 4.12 TCE (EDC 07)	04 >	OBD + DTH-9P	***	7000
Volksbus 8.160 EV	CUMMINS ISF 160	12 >	OBD	***	7000
Volksbus 9.150 EOD	CUMMINS Interact 4.0	05 >	OBD + DTH-9P	***	7000
Volksbus 9.150 EOD	MWM 4.12 TCE (EDC 07)	05 >	OBD + DTH-9P	***	7000
Volksbus 9.160 EV	CUMMINS ISF 160	12 >	OBD	***	7000
Volksbus 15.180 EOD	MWM 4.12 TCE (EDC 07)	04 >	OBD + DTH-9P	***	7000
Volksbus 15.190 EOD	MWM 6.12 TCE (EDC 07)	09 >	OBD + DTH-9P	***	7000
Volksbus 15.190 OD/ODT EV	MAN D0834 190 EV	12 >	OBD	F	7000
Volksbus 15.230 OT EV	MAN D0834 230 EV	12 >	OBD	F	7000
Volksbus 17.210 EOD	MWM 6.12 TCE (EDC 07)	04 >	OBD + DTH-9P	***	7000
Volksbus 17.230 EOD	MWM 6.12 TCE (EDC 07)	09 >	OBD + DTH-9P	***	7000
Volksbus 17.230 OT EV	MAN D0834 230 EV	12 >	OBD	F	7000
Volksbus 17.260 EOT	MWM 6.12 TCE (EDC 07)	04 >	OBD + DTH-9P	***	7000
Volksbus 17.260 OT EV	MAN D0836 260 EV	12 >	OBD	F	7000
Volksbus 17.280 OT EV	MAN D0836 280 EV	12 >	OBD	F	7000
Volksbus 18.320 EOT	CUMMINS ISC	05 >	OBD + DTH-9P	***	7000
Volksbus 18.330	CUMMINS ISF 330	12 >	OBD	***	7000
Volksbus 26.330	CUMMINS ISF 330	12 >	OBD	***	7000

*** A posição do conector depende do fabricante da carroceria

UNIDADE LÓGICA - LU

Constellation 13.180	Unidade Lógica - LU	05 >	OBD	F	7000
Constellation 13.190 EV	Unidade Lógica - LU E5	12 >	OBD	F	7000
Constellation 15.180	Unidade Lógica - LU	05 >	OBD	F	7000
Constellation 15.190 EV	Unidade Lógica - LU E5	12 >	OBD	F	7000
Constellation 17.190 EV	Unidade Lógica - LU E5	12 >	OBD	F	7000
Constellation 17.230 EV	Unidade Lógica - LU E5	12 >	OBD	F	7000
Constellation 17.250	Unidade Lógica - LU	05 >	OBD	F	7000
Constellation 17.280 EV	Unidade Lógica - LU E5	12 >	OBD	F	7000
Constellation 17.320	Unidade Lógica - LU	09 >	OBD	F	7000
Constellation 17.330 EV	Unidade Lógica - LU E5	12 >	OBD	F	7000
Constellation 19.320 (Titan)	Unidade Lógica - LU	05 >	OBD	F	7000
Constellation 19.330 EV	Unidade Lógica - LU E5	12 >	OBD	F	7000
Constellation 19.360 EV	Unidade Lógica - LU E5	12 >	OBD	F	7000
Constellation 19.390 EV	Unidade Lógica - LU E5	12 >	OBD	F	7000
Constellation 19.420 EV	Unidade Lógica - LU E5	12 >	OBD	F	7000
Constellation 23.330 EV	Unidade Lógica - LU E5	12 >	OBD	F	7000
Constellation 19.370	Unidade Lógica - LU	07 >	OBD	F	7000
Constellation 24.250	Unidade Lógica - LU	05 >	OBD	F	7000
Constellation 24.280 EV	Unidade Lógica - LU E5	12 >	OBD	F	7000
Constellation 24.320	Unidade Lógica - LU	09 >	OBD	F	7000
Constellation 24.330 EV	Unidade Lógica - LU E5	12 >	OBD	F	7000
Constellation 25.320	Unidade Lógica - LU	08 >	OBD	F	7000
Constellation 25.360 EV	Unidade Lógica - LU E5	12 >	OBD	F	7000
Constellation 25.370	Unidade Lógica - LU	07 >	OBD	F	7000
Constellation 25.390 EV	Unidade Lógica - LU E5	12 >	OBD	F	7000
Constellation 25.420 EV	Unidade Lógica - LU E5	12 >	OBD	F	7000
Constellation 26.260	Unidade Lógica - LU	09 >	OBD	F	7000
Constellation 26.280 EV	Unidade Lógica - LU E5	12 >	OBD	F	7000
Constellation 26.390 EV	Unidade Lógica - LU E5	12 >	OBD	F	7000
Constellation 26.420 EV	Unidade Lógica - LU E5	12 >	OBD	F	7000
Constellation 30.330 EV	Unidade Lógica - LU E5	12 >	OBD	F	7000
Constellation 31.260	Unidade Lógica - LU	09 >	OBD	F	7000
Constellation 31.280 EV	Unidade Lógica - LU E5	12 >	OBD	F	7000
Constellation 31.320	Unidade Lógica - LU	09 >	OBD	F	7000
Constellation 31.330 EV	Unidade Lógica - LU E5	12 >	OBD	F	7000
Constellation 31.370	Unidade Lógica - LU	07 >	OBD	F	7000
Delivery 5.150 EV	Unidade Lógica - LU E5	12 >	OBD	F	7000
Delivery 8.160 EV	Unidade Lógica - LU E5	12 >	OBD	F	7000
Delivery 9.160 EV	Unidade Lógica - LU E5	12 >	OBD	F	7000
Delivery 10.160 EV	Unidade Lógica - LU E5	12 >	OBD	F	7000
Delivery 13.160 EV	Unidade Lógica - LU E5	12 >	OBD	F	7000
Volksbus 5.150 OD EV	Unidade Lógica - LU E5	12 >	OBD	***	7000
Volksbus 5.160 OD EV	Unidade Lógica - LU E5	12 >	OBD	***	7000
Volksbus 8.160 OD EV	Unidade Lógica - LU E5	12 >	OBD	***	7000
Volksbus 9.160 OD EV	Unidade Lógica - LU E5	12 >	OBD	***	7000
Volksbus 15.190 OD EV	Unidade Lógica - LU E5	12 >	OBD	***	7000
Volksbus 15.230 OT EV	Unidade Lógica - LU E5	12 >	OBD	***	7000
Volksbus 17.230OD EV	Unidade Lógica - LU E5	12 >	OBD	***	7000
Volksbus 17.280OD EV	Unidade Lógica - LU E5	12 >	OBD	***	7000
Volksbus 18.280OT EV	Unidade Lógica - LU E5	12 >	OBD	***	7000
Volksbus 18.330OT EV	Unidade Lógica - LU E5	12 >	OBD	***	7000
Volksbus 26.330OTA EV	Unidade Lógica - LU E5	12 >	OBD	***	7000
Worker 13.190 EV	Unidade Lógica - LU E5	12 >	OBD	F	7000
Worker 15.190 EV	Unidade Lógica - LU E5	12 >	OBD	F	7000
Worker 17.190 EV	Unidade Lógica - LU E5	12 >	OBD	F	7000
Worker 17.230 EV	Unidade Lógica - LU E5	12 >	OBD	F	7000
Worker 23.330 EV	Unidade Lógica - LU E5	12 >	OBD	F	7000

*** A posição do conector depende do fabricante da carroceria

VOLKSWAGEN

Modelos	Sistema	Ano	Conector	Posição	Scanner
Sistema de ABS					
Delivery	ABS Knorr 8	12 >	OBD	F	7000
Worker	ABS Knorr 8	12 >	OBD	F	7000
Constellation	ABS Knorr 8	12 >	OBD	F	7000

VOLARE

Modelos	Sistema	Ano	Conector	Posição	Scanner
Sistema de Gerenciamento do Motor Diesel					
Access	CUMMINS ISB	15 >	OBD	F	7000
DW9	MR 4 Cilindros	15 >	OBD	F	7000
DW9	CPC Controle Eletrônico	15 >	OBD	F	7000
CINCO	CUMMINS CM2220	15 >	OBD	A	7000
V5	Sprint 4.07	05 > 11	OBD	I	7000
V6	Sprint 4.07	05 > 11	OBD	I	7000
V5/V6/V8 EV	CUMMINS ISF	12 >	OBD	I	7000
W6 EV	CUMMINS ISF	12 >	OBD	I	7000
W8	MWM Action 4.12	04 > 11	OBD	I	7000
W8 EV	MWM Maxxforce 4.8	12 >	OBD	F	7000
W9	MWM Action 4.12	04 > 11	OBD	I	7000
W9 EV	MWM Maxxforce 4.8	12 >	OBD	F	7000

Sistema de ABS

Access	ABS Knorr Bremse 8	15 >	OBD	F	7000
DW9	ABS 8 Knorr	15 >	OBD	F	7000
CINCO	ABS Wabco	15 >	OBD	A	7000
V5/V6/V8 EV	ABS Wabco	12 >	OBD	I	7000
W6 EV	ABS Wabco	12 >	OBD	I	7000
W8 EV	ABS Knorr Bremse 8	12 >	OBD	F	7000
W9 EV	ABS Knorr Bremse 8	12 >	OBD	F	7000

Sistema do Painel de Instrumentos

Access	Cluster VDO	15 >	OBD	F	7000
DW9	INS 2004	15 >	OBD	F	7000
CINCO	Cluster VDO Volare	15 >	OBD	A	7000
V5/V6/V8 EV	Cluster VDO	12 >	OBD	I	7000
W6 EV	Cluster VDO	12 >	OBD	I	7000
W8 EV	Cluster VDO	12 >	OBD	F	7000
W9 EV	Cluster VDO	12 >	OBD	F	7000

Sistema de Transmissão

Access	Allison 1000	15 >	OBD	F	7000
CINCO	Allison 1000	15 >	OBD	A	7000

Sistema de Tacógrafo

DW9	TCO MB	15 >	OBD	F	7000
-----	--------	------	-----	---	------

Sistema de Dosagem de Uréia

W8 EV	MWM DCU Tenneco	12 >	OBD	F	7000
W9 EV	MWM DCU Tenneco	12 >	OBD	F	7000

VOLVO

Modelos	Sistema	Ano	Conector	Posição	Scanner
Sistema de Gerenciamento do Motor Diesel					
B10B	EDC	98 - 02	OBD + VOLVO-9P	F	7000
B10B (DH10A)	EDC	00 - 02	OBD + VOLVO-9P	F	7000
B10R (DH10A)	EDC	00 - 02	OBD + VOLVO-9P	F	7000
FH12 (D12A)	PDE (Pump Düse Einheiten)	93 - 98	OBD + VOLVO-8P	B / E	7000
FH12 (D12C)	TEA	99 - 02	OBD + VOLVO-8P	B / E	7000
FH16 (D16A)	EDC	93 - 99	OBD + VOLVO-9P	F	7000
FM10 (D10B)	TEA	99 - 02	OBD + VOLVO-8P	B / E	7000
FM12 (D12C)	TEA	00 - 02	OBD + VOLVO-8P	B / E	7000
NH12 (D12C)	TEA	99 - 02	OBD + VOLVO-8P	/	7000
NL10 (D10A)	EDC	96 - 98	OBD + VOLVO-9P	F	7000
NL12 (TD123E/TD123ES)	EDC	96 - 98	OBD + VOLVO-9P	F	7000
VM210	MWM EDC07 4 CIL	05 >	OBD + VOLVO-8P	F	7000
VM220	MWM EDC07UC31	12 >	OBD + Adaptador Azul	F	7000
VM260	MWM EDC07 6 CIL	05 >	OBD + VOLVO-8P	F	7000
VM270	MWM EDC07UC31	12 >	OBD + Adaptador Azul	F	7000
VM310	MWM EDC07 6 CIL	05 >	OBD + VOLVO-8P	F	7000
VM330	MWM EDC07UC31	12 >	OBD + Adaptador Azul	F	7000
Standard SAE J1587	SAE J1587	Todos	OBD + DTH-6P	/	7000
Standard SAE J1587	SAE J1587	Todos	OBD + DTH-9P	/	7000
Standard SAE J1939	SAE J1939	Todos	OBD + DTH-9P	/	7000

Modelos	Sistema	Ano	Conector	Posição	Scanner
---------	---------	-----	----------	---------	---------

Sistema de Carroceria

FH12	Carroceria	99 - 02	OBD + VOLVO-8P	B / E	7000
FM12	Carroceria	99 - 02	OBD + VOLVO-8P	B / E	7000
NH12	Carroceria	99 - 02	OBD + VOLVO-8P	B / E	7000
Standard SAE J1587	Carroceria	Todos	OBD + DTH-6P	/	7000
Standard SAE J1587	Carroceria	Todos	OBD + DTH-6P	/	7000
Standard SAE J1939	Carroceria	Todos	OBD + DTH-9P	/	7000

Sistema de Piloto Automático

FH12	Piloto Automático	99 - 02	OBD + VOLVO-8P	B / E	7000
FM12	Piloto Automático	99 - 02	OBD + VOLVO-8P	B / E	7000
NH12	Piloto Automático	99 - 02	OBD + VOLVO-8P	B / E	7000
Standard SAE J1587	Piloto Automático	Todos	OBD + DTH-6P	/	7000
Standard SAE J1587	Piloto Automático	Todos	OBD + DTH-6P	/	7000
Standard SAE J1939	Piloto Automático	Todos	OBD + DTH-9P	/	7000

PC- SCAN 7000 V9

Sistema de Diagnóstico Veicular

ÍNDICE

MOTOS

• HONDA	64
• YAMAHA	64
• CABOS	65
• LOCALIZAÇÃO DE CONECTORES	64

MOTOS

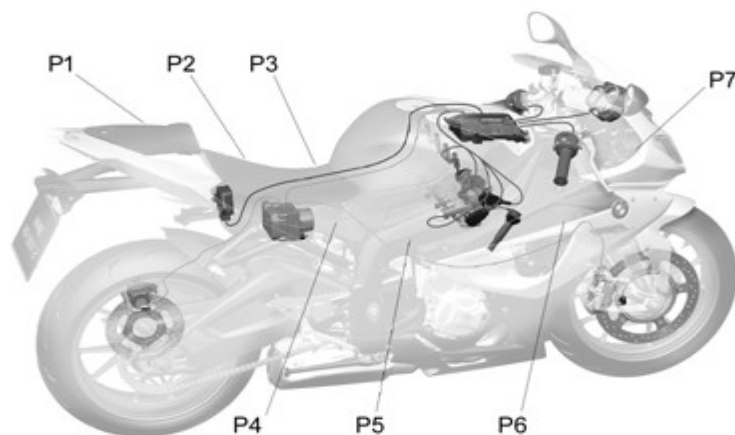
MOTO HONDA

Modelos	Sistema	Ano	Conector	Posição	Scanner
BIZ 125 +ES/KS	PGM-FI	08 - 11	OBD + M HONDA C1	P4	7000
BIZ 125 Flex	PGM-FI	11 >	OBD + M HONDA C1	P4	7000
BROZ 150	PGM-FI	08 - 09	OBD + M HONDA C1	P7	7000
BROZ MIX	PGM-FI	09 - 11	OBD + M HONDA C1	P5	7000
CB 1000 R	PGM-FI	04 - 07	OBD + M HONDA C1	P5	7000
CB 1000 R	PGM-FI	08 - 11	OBD + M HONDA C1	P5	7000
CB 300 R	PGM-FI	09 - 11	OBD + M HONDA C1	P2	7000
CB500	PGM-FI	14 >	OBD + M HONDA C1	P1	7000
CBR 1000 RR	PGM-FI	04 - 07	OBD + M HONDA C1	P3	7000
CBR 1000 RR	PGM-FI	08 - 11	OBD + M HONDA C1	P7	7000
CBR 250 R	PGM-FI	12 >	OBD + M HONDA C1	P1	7000
CBR 600 RR	PGM-FI	08 - 10	OBD + M HONDA C1	P3	7000
CG 150	PGM-FI	08 - 09	OBD + M HONDA C1	P5	7000
CG 150 Flex	PGM-FI	11 >	OBD + M HONDA C1	P5	7000
CG 150 Mix	PGM-FI	09 - 11	OBD + M HONDA C1	P5	7000
CRF 250	PGM-FI	09 - 13	OBD + M HONDA C1	P6	7000
CRF 450	PGM-FI	09 - 13	OBD + M HONDA C1	P6	7000
FAN 150	PGM-FI	08 - 09	OBD + M HONDA C1	P5	7000
FOUR TRAX 420	PGM-FI	09 - 11	OBD + M HONDA C1	P3	7000
GL 1800 Gold Wing	PGM-FI	06 - 10	OBD + M HONDA C1	P3	7000
Hornet 600	PGM-FI	08 - 10	OBD + M HONDA C1	P6	7000
Hornet 600	PGM-FI	11 >	OBD + M HONDA C1	P4	7000
Lead 110	PGM-FI	09 - 11	OBD + M HONDA C1	P7	7000
NC700	PGM-FI	13 >	OBD + M HONDA C1	P7	7000
NX 400 FALCON	PGM-FI	12 >	OBD + M HONDA C1	P2	7000
PCX 1500	PGM-FI	13 >	OBD + M HONDA C1	P5	7000
Shadow 750	PGM-FI	09 - 11	OBD + M HONDA C1	P4	7000
XL 1000 Varadero	PGM-FI	10 >	OBD + M HONDA C1	P4	7000
XL 700 V Transalp	PGM-FI	08 - 10	OBD + M HONDA C1	P5	7000
XRE 300 R	PGM-FI	09 - 11	OBD + M HONDA C1	P2	7000

YAMAHA

Modelos	Sistema	Ano	Conector	Posição	Scanner
FAZER 150	TCI	14 >	OBD + YAMAHA C1	P3	7000
FAZER 250	TCI	05 >	OBD + YAMAHA C1	P3	7000
FAZER 600	TCI	05 - 09	OBD + YAMAHA C1	P6	7000
MT03	TCI	2008	OBD	P3	7000
Mid Night Star 950	TCI	09 >	OBD + YAMAHA 3P	P5	7000
R1	TCI	2008	OBD + YAMAHA 3P	P6	7000
R6	TCI	2008	OBD + YAMAHA 3P	P6	7000
Super Tenere 1200	TCI	12 >	OBD + YAMAHA 3P	P7	7000
TDM 900	TCI	2002	OBD + YAMAHA 3P	P7	7000
Tenere 250	TCI	11 >	OBD + YAMAHA 3P	P4	7000
Tenere 660	TCI	11 >	OBD + YAMAHA 3P	P6	7000
XJ-6	TCI	10 - 13	OBD + YAMAHA 3P	P7	7000
XT 660	TCI	05 >	OBD + YAMAHA 3P	P6	7000
XTZ Crosser 150	TCI	14 >	OBD + YAMAHA C1	P4	7000

LOCALIZAÇÃO DOS CONECTORES MOTOS



CABOS



ALDL - 10



AUDI



BMW



C1300



C1400



EC4/T



FIA I



HONDA



KIA



MB38



MIT/12



NISSAN



RENAULT



YAMAHA



3P

YAMAHA 3P



C1

HONDA C1

CABOS



FIAT-INV



EC4-INV



C1300-INV



Jacaré



Cigarrete

CABOS DE ALIMENTAÇÃO

DTH-6P



DTH-9P



VOLVO-9P



VOLVO-8P



CPC-16



ALIM. AUXILIAR



30 Pinos



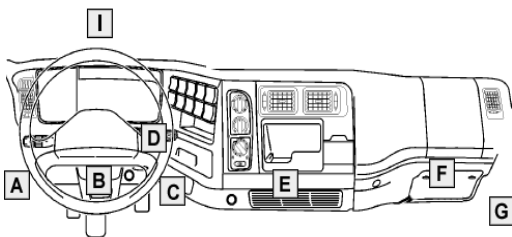
ADAPTADOR OBDII AZUL



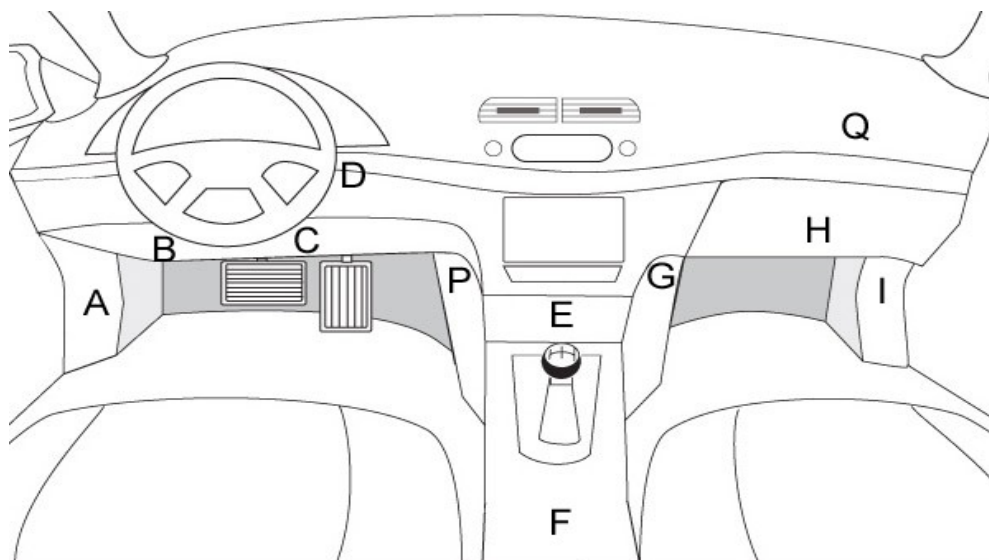
ADAPTADOR FCA



LOCALIZAÇÃO DOS CONECTORES PESADOS



LOCALIZAÇÃO DOS CONECTORES



(R) - Atrás do Banco do Condutor

